



2014-15 RICHARDSON SEATING CATALOG

RICHARDSON SEATING CORP.

2545 W. ARTHINGTON STREET

CHICAGO, IL 60612

OFFICE: 800-522-1883

FAX: 312-829-8337

EMAIL: SALES@RICHARDSONSEATING.COM





WWW.RICHARDSONSEATING.COM

Standard Features

Top commercial grade floor mounted bar stool Made of cast iron and steel components
 Net price includes chrome column plus chrome or black bell plate
 Brass column & aluminum footrest available for extra cost FOB: Chicago, IL
Custom height available between 18" and 30" Made In the USA

*Richardson Seating offers 3 types of floor attachments for the installation | Page 9

Dealer List Price Info

Image & Item No.	Product Specifications	Key Features	Dealer List Price Info				
			Fabric Grade	Qty 1-9	Qty 10-19	Qty 20-49	Qty 50+
 6050-303	Width: 14.5"	Upholstered 360° swivel round seat Option to customize seat piping vinyl fabric <i>Add \$170.63 for brass column</i> <i>Add \$110.25 for aluminum footrest</i> <i>Add \$45.94 for stool wrench</i>	3	279.93	275.60	267.25	264.71
	Depth: 14.5"		4	287.15	282.82	274.10	271.50
	Height: 18"-30"		5	302.14	297.81	288.36	285.57
	Weight: 22-30 lbs		7	302.14	297.81	288.36	285.57
	Seat Height: 18"-30"		10	302.14	297.81	288.36	285.57
	Seat Size: 14.5"						
 6050-300	Width: 14.5"	Hybrid flat chrome pan round seat 360° swivel upholstered seat <i>Add \$170.63 for brass column</i> <i>Add \$110.25 for aluminum footrest</i> <i>Add \$45.94 for stool wrench</i>	3	293.06	288.72	279.72	277.04
	Depth: 14.5"		4	300.27	295.94	286.57	283.84
	Height: 18"-30"		5	315.26	310.93	300.83	297.91
	Weight: 22-30 lbs		7	315.26	310.93	300.83	297.91
	Seat Height: 18"-30"		10	315.26	310.93	300.83	297.91
	Seat Size: 14.5" DIA						
 6050-301	Width: 14.5"	Most popular floor mounted counter stool 360° swivel chrome pan cushion seat <i>Add \$170.63 for brass column</i> <i>Add \$110.25 for aluminum footrest</i> <i>Add \$45.94 for stool wrench</i>	3	293.06	288.72	279.72	277.04
	Depth: 14.5"		4	300.27	295.94	286.57	283.84
	Height: 18"-30"		5	315.26	310.93	300.83	297.91
	Weight: 22-30 lbs		7	315.26	310.93	300.83	297.91
	Seat Height: 18"-30"		10	315.26	310.93	300.83	297.91
	Seat Size: 14.5" DIA						
 6050-302	Width: 16"	Double padded 'mushroom' round seat Swivels 360° <i>Add \$170.63 for brass column</i> <i>Add \$110.25 for aluminum footrest</i> <i>Add \$45.94 for stool wrench</i>	3	333.77	319.80	305.81	286.26
	Depth: 16"		4	342.43	328.07	313.69	293.58
	Height: 18"-30"		5	346.76	332.19	317.63	297.23
	Weight: 25-35 lbs		7	353.98	339.10	324.19	303.35
	Seat Height: 18"-30"		10	366.98	351.49	336.00	314.32
	Seat Size: 16" DIA						
 6050-224	Width: 16"	Double padded 'mushroom' round seat Seat apron with vertical channels Swivels 360° <i>Add \$170.63 for brass column</i> <i>Add \$110.25 for aluminum footrest</i> <i>Add \$45.94 for stool wrench</i>	3	342.43	328.07	313.69	293.58
	Depth: 16"		4	353.98	339.10	324.19	303.35
	Height: 18"-30"		5	359.76	344.61	329.44	308.23
	Weight: 25-35 lbs		7	364.09	348.73	333.38	311.88
	Seat Height: 18"-30"		10	381.41	365.27	349.13	326.52
	Seat Size: 16" DIA						

**Custom finish available in seat style, back design and vinyl fabric upholstery*



2545 W. Arthington Street
 Chicago, IL 60612
 PH: 800-522-1883
 FX: 312-829-8337

www.richardsonseating.com
sales@richardsonseating.com

ASI 82365
 SAGE 63274
 PPAI232090

COUNTER STOOLS | 6000 SERIES

Standard Features

Top commercial grade floor mounted bar stool Made of cast iron and steel components
 Net price includes chrome column plus chrome or black bell plate
 Brass column & aluminum footrest available for extra cost FOB: Chicago, IL
Custom height available between 18" and 30" Made In the USA

*Richardson Seating offers 3 types of floor attachments for the installation | Page 9

Dealer List Price Info

Image & Item No.	Product Specifications	Key Features	Dealer List Price Info				
			Fabric Grade	Qty 1-9	Qty 10-19	Qty 20-49	Qty 50+
 6050-087	Width: 15"	Comfy, upholstered 360° swivel 'drum' seat	3	318.12	313.79	303.53	300.62
	Depth: 15"	Option to customize seat piping vinyl fabric	4	326.05	321.72	311.06	308.07
	Height: 18"-30"	<i>Add \$170.63 for brass column</i>	5	339.18	334.85	324.19	321.20
	Weight: 25-35 lbs	<i>Add \$110.25 for aluminum footrest</i>	7	339.18	334.85	324.19	321.20
	Seat Height: 18"-30"	<i>Add \$45.94 for stool wrench</i>	10	339.18	334.85	324.19	321.20
	Seat Size: 15" DIA						
 6070-381	Width: 17.5"	Decorative chrome pan seat with 'kidney' back	3	465.57	446.20	426.83	399.71
	Depth: 19.5"	Upholstered back with durable 2 back posts	4	482.90	462.74	442.58	414.36
	Height: 30"-42"	90° auto return swivel	5	489.83	469.35	448.88	420.21
	Weight: 28-38 lbs	<i>Add \$170.63 for brass column</i>	7	498.49	477.62	456.75	427.53
	Seat Height: 18"-30"	<i>Add \$110.25 for aluminum footrest</i>	10	512.93	491.40	469.88	439.74
	Seat Size: 14.5" DIA	<i>Add \$45.94 for stool wrench</i>					
 6070-373	Width: 15"	Decorative chrome pan padded seat	3	386.35	375.93	369.00	365.53
	Depth: 18.5"	Upholstered back with durable 2 back posts	4	395.93	385.25	378.11	374.54
	Height: 30.5"-42.5"	90° auto return swivel	5	415.96	404.67	397.14	393.36
	Weight: 26-36 lbs	<i>Add \$170.63 for brass column</i>	7	415.96	404.67	397.14	393.36
	Seat Height: 18"-30"	<i>Add \$110.25 for aluminum footrest</i>	10	415.96	404.67	397.14	393.36
	Seat Size: 14.5" DIA	<i>Add \$45.94 for stool wrench</i>					
 6070-410	Width: 15.5"	Classic 4120 diner chair 'V' back	3	363.04	352.77	345.95	339.10
	Depth: 20"	Option to customize 'V' back in 2 tones	4	378.00	367.29	360.15	353.01
	Height: 32"-44"	90° auto return swivel with 1" pulled seat	5	387.19	376.22	368.89	361.57
	Weight: 25-38 lbs	<i>Add \$170.63 for brass column</i>	7	400.31	388.95	381.36	373.77
	Seat Height: 18"-30"	<i>Add \$110.25 for aluminum footrest</i>	10	416.06	404.22	396.32	388.42
	Seat Size: 15" x 15"	<i>Add \$45.94 for stool wrench</i>					
 6070-422	Width: 15.5"	Classic 4220 diner chair 'V' back	3	381.41	371.15	364.32	357.47
	Depth: 20"	Option to customize 'V' back in 2 tones	4	396.38	385.67	378.53	371.39
	Height: 32"-44"	90° auto return swivel	5	405.56	394.59	387.27	379.94
	Weight: 25-38 lbs	Select from 2" box or 2" waterfall seat	7	418.69	407.32	399.74	392.15
	Seat Height: 18"-30"	<i>Add \$170.63 for brass column</i>	10	434.44	422.60	414.70	406.80
	Seat Size: 15" x 15"	<i>Add \$110.25 for aluminum footrest</i> <i>Add \$45.94 for stool wrench</i>					

**Custom finish available in seat style, back design and vinyl fabric upholstery*

Richardson Seating Corp.

COUNTER STOOLS | 6000 SERIES

Standard Features

Top commercial grade floor mounted bar stool Made of cast iron and steel components
 Net price includes chrome column plus chrome or black bell plate
 Brass column & aluminum footrest available for extra cost FOB: Chicago, IL
Custom height available between 18" and 30" Made In the USA

*Richardson Seating offers 3 types of floor attachments for the installation | Page 9

Dealer List Price Info

Image & Item No.	Product Specifications	Key Features	Dealer List Price Info				
			Fabric Grade	Qty 1-9	Qty 10-19	Qty 20-49	Qty 50+
 6070-421	Width: 15.5"	Retro style 4210 diner chair plain back	3	355.16	344.90	338.07	331.22
	Depth: 20"	90° auto return swivel	4	370.13	359.42	352.28	345.14
	Height: 32"-44"	Select from 1" pulled seat, 2" box seat or	5	379.31	368.34	361.02	353.69
	Weight: 25-38 lbs	2" waterfall seat	7	392.44	381.07	373.49	365.90
	Seat Height: 18"-30"	<i>Add \$170.63 for brass column</i>	10	408.19	396.35	388.45	380.55
	Seat Size: 15" x 15"	<i>Add \$110.25 for aluminum footrest</i> <i>Add \$45.94 for stool wrench</i> <i>Subtract \$18.38 for 1" pulled seat</i>					
 6070-424	Width: 15.5"	Stylish 4240 diner chair button tufted back	3	381.41	371.15	364.32	357.47
	Depth: 20"	90° auto return swivel	4	396.38	385.67	378.53	371.39
	Height: 32"-44"	Select from 1" pulled seat, 2" box seat or	5	405.56	394.59	387.27	379.94
	Weight: 25-38 lbs	2" waterfall seat	7	418.69	407.32	399.74	392.15
	Seat Height: 18"-30"	<i>Add \$170.63 for brass column</i>	10	434.44	422.60	414.70	406.80
	Seat Size: 15" x 15"	<i>Add \$110.25 for aluminum footrest</i> <i>Add \$45.94 for stool wrench</i> <i>Subtract \$18.38 for 1" pulled seat</i>					
 6070-426	Width: 15.5"	Retro 4260 diner chair chrome handle back	3	407.66	397.40	390.57	383.72
	Depth: 20"	Option to customize in single or dual tone	4	422.63	411.92	404.78	397.64
	Height: 32"-44"	90° auto return swivel	5	431.81	420.84	413.52	406.19
	Weight: 25-38 lbs	Select from 1" pulled seat, 2" box seat or	7	444.94	433.57	425.99	418.40
	Seat Height: 18"-30"	2" waterfall seat	10	460.69	448.85	440.95	433.05
	Seat Size: 15" x 15"	<i>Add \$170.63 for brass column</i> <i>Add \$110.25 for aluminum footrest</i> <i>Add \$45.94 for stool wrench</i> <i>Subtract \$18.38 for 1" pulled seat</i>					
 6070-160	Width: 17"	Popular jail house metal frame back design	3	429.19	411.47	393.75	368.94
	Depth: 19"	Choose from upholstered seat or wood seat	4	440.74	422.49	404.25	378.71
	Height: 31.5"-43.5"	90° auto return swivel	5	446.51	428.01	409.50	383.59
	Weight: 28-38 lbs	Standard black column and bell plate finish	7	452.29	433.52	414.75	388.47
	Seat Height: 18"-30"	<i>Add \$170.63 for brass column</i>	10	463.84	444.54	425.25	398.24
	Wood Seat Size 16" x 16.5"	<i>Add \$110.25 for aluminum footrest</i> <i>Add \$45.94 for stool wrench</i> Min. Order Qty: 6 PCS	W	400.31	383.91	367.50	344.53
 6070-107	Width: 16"-17"	Popular 4 ladder design metal frame back	3	429.19	411.47	393.75	368.94
	Depth: 19"	Choose from upholstered seat or wood seat	4	440.74	422.49	404.25	378.71
	Height: 31.5"-43.5"	90° auto return swivel	5	446.51	428.01	409.50	383.59
	Weight: 28-38 lbs	Standard black column and bell plate finish	7	452.29	433.52	414.75	388.47
	Seat Height: 18"-30"	<i>Add \$170.63 for brass column</i>	10	463.84	444.54	425.25	398.24
	Wood Seat Size 16" x 16.5"	<i>Add \$110.25 for aluminum footrest</i> <i>Add \$45.94 for stool wrench</i> Min. Order Qty: 6 PCS	W	400.31	383.91	367.50	344.53

**Custom finish available in seat style, back design and vinyl fabric upholstery*

Richardson Seating Corp.

Standard Features

Top commercial grade floor mounted bar stool Made of cast iron and steel components
 Net price includes chrome column plus chrome or black bell plate
 Brass column & aluminum footrest available for extra cost FOB: Chicago, IL
Custom height available between 18" and 30" Made In the USA

*Richardson Seating offers 3 types of floor attachments for the installation | Page 9

Dealer List Price Info

Image & Item No.	Product Specifications	Key Features	Dealer List Price Info				
			Fabric Grade	Qty 1-9	Qty 10-19	Qty 20-49	Qty 50+
	Width: 16"	2 ladder metal frame back design	3	429.19	411.47	393.75	368.94
	Depth: 19"	Choose from upholstered seat or wood seat	4	440.74	422.49	404.25	378.71
	Height: 31.5"-43.5"	90° auto return swivel	5	446.51	428.01	409.50	383.59
	Weight: 28-38 lbs	Standard black column and bell plate finish	7	452.29	433.52	414.75	388.47
	Seat Height: 18"-30"	<i>Add \$170.63 for brass column</i>	10	463.84	444.54	425.25	398.24
	Wood Seat Size 16" x 16.5"	<i>Add \$110.25 for aluminum footrest</i>	W	400.31	383.91	367.50	344.53
	Uphol. Seat Siz 17" x 16"	<i>Add \$45.94 for stool wrench</i>					
		Min. Order Qty: 6 PCS					
6070-131							
	Width: 16"	Popular window or lattice metal frame back	3	429.19	411.47	393.75	368.94
	Depth: 19"	Choose from upholstered seat or wood seat	4	440.74	422.49	404.25	378.71
	Height: 31.5"-43.5"	90° auto return swivel	5	446.51	428.01	409.50	383.59
	Weight: 28-38 lbs	Standard black column and bell plate finish	7	452.29	433.52	414.75	388.47
	Seat Height: 18"-30"	<i>Add \$170.63 for brass column</i>	10	463.84	444.54	425.25	398.24
	Wood Seat Size 16" x 16.5"	<i>Add \$110.25 for aluminum footrest</i>	W	400.31	383.91	367.50	344.53
	Uphol. Seat Siz 17" x 16"	<i>Add \$45.94 for stool wrench</i>					
		Min. Order Qty: 6 PCS					
6070-169							
	Width: 16"	Double cross metal frame back design	3	429.19	411.47	393.75	368.94
	Depth: 19"	Choose from upholstered seat or wood seat	4	440.74	422.49	404.25	378.71
	Height: 31.5"-43.5"	90° auto return swivel	5	446.51	428.01	409.50	383.59
	Weight: 28-38 lbs	Standard black column and bell plate finish	7	452.29	433.52	414.75	388.47
	Seat Height: 18"-30"	<i>Add \$170.63 for brass column</i>	10	463.84	444.54	425.25	398.24
	Wood Seat Size 16" x 16.5"	<i>Add \$110.25 for aluminum footrest</i>	W	400.31	383.91	367.50	344.53
	Uphol. Seat Siz 17" x 16"	<i>Add \$45.94 for stool wrench</i>					
		Min. Order Qty: 6 PCS					
6070-171							
	Width: 17"	Solid arch metal frame back design	3	472.50	452.81	433.13	405.56
	Depth: 19"	Choose from upholstered seat or wood seat	4	484.05	463.84	443.63	415.33
	Height: 32"-44"	90° auto return swivel	5	489.83	469.35	448.88	420.21
	Weight: 28-38 lbs	Standard black column and bell plate finish	7	495.60	474.86	454.13	425.09
	Seat Height: 18"-30"	<i>Add \$170.63 for brass column</i>	10	507.15	485.89	464.63	434.86
	Wood Seat Size 16" x 16.5"	<i>Add \$110.25 for aluminum footrest</i>	W	443.63	425.25	406.88	381.15
	Uphol. Seat Siz 17" x 16"	<i>Add \$45.94 for stool wrench</i>					
		Min. Order Qty: 6 PCS					
6070-182							
	Width: 17"	Trendy mesh design metal frame back	3	472.50	452.81	433.13	405.56
	Depth: 19"	Choose from upholstered seat or wood seat	4	484.05	463.84	443.63	415.33
	Height: 31.5"-43.5"	90° auto return swivel	5	489.83	469.35	448.88	420.21
	Weight: 28-38 lbs	Standard black column and bell plate finish	7	495.60	474.86	454.13	425.09
	Seat Height: 18"-30"	<i>Add \$170.63 for brass column</i>	10	507.15	485.89	464.63	434.86
	Wood Seat Size 16" x 16.5"	<i>Add \$110.25 for aluminum footrest</i>	W	443.63	425.25	406.88	381.15
	Uphol. Seat Siz 17" x 16"	<i>Add \$45.94 for stool wrench</i>					
		Min. Order Qty: 6 PCS					
6070-165							

**Custom finish available in seat style, back design and vinyl fabric upholstery*

Richardson Seating Corp.

COUNTER STOOLS | 6000 SERIES

Standard Features

Top commercial grade floor mounted bar stool Made of cast iron and steel components
 Net price includes chrome column plus chrome or black bell plate
 Brass column & aluminum footrest available for extra cost FOB: Chicago, IL
Custom height available between 18" and 30" Made In the USA

*Richardson Seating offers 3 types of floor attachments for the installation | Page 9

Dealer List Price Info

Image & Item No.	Product Specifications	Key Features	Dealer List Price Info				
			Fabric Grade	Qty 1-9	Qty 10-19	Qty 20-49	Qty 50+
 6070-102	Width: 16"	Classic cut-out 5 slat wood back design	3	472.50	452.81	433.13	405.56
	Depth: 19"	Choose from upholstered seat or wood seat	4	484.05	463.84	443.63	415.33
	Height: 31.5"-43.5"	90° auto return swivel	5	489.83	469.35	448.88	420.21
	Weight: 28-38 lbs	Standard black column and bell plate finish	7	495.60	474.86	454.13	425.09
	Seat Height: 18"-30"	<i>Add \$170.63 for brass column</i>	10	507.15	485.89	464.63	434.86
	Wood Seat Size 16" x 16.5"	<i>Add \$110.25 for aluminum footrest</i>	W	443.63	425.25	406.88	381.15
	Uphol. Seat Siz 17" x 16"	<i>Add \$45.94 for stool wrench</i>					
	Min. Order Qty: 6 PCS						
 6070-461	Width: 16"	Deeply upholstered box seat with plain back	3	691.95	662.29	632.63	591.10
	Depth: 21.5"	Durable tempered aluminum back supports	4	709.28	678.83	648.38	605.75
	Height: 30.25-42.25"	90° auto return swivel	5	726.60	695.36	664.13	620.39
	Weight: 28-36 lbs	<i>Add \$170.63 for brass column</i>	7	761.25	728.44	695.63	649.69
	Seat Height: 18"-30"	<i>Add \$110.25 for aluminum footrest</i>	10	793.01	758.76	724.50	676.54
	Seat Size: 16"x16"	<i>Add \$45.94 for stool wrench</i>					
 6070-462	Width: 16"	Deeply upholstered box seat	3	691.95	662.29	632.63	591.10
	Depth: 21.5"	with tempered aluminum back supports	4	709.28	678.83	648.38	605.75
	Height: 30.25-42.25"	Exterior horizontal channeled back	5	726.60	695.36	664.13	620.39
	Weight: 28-36 lbs	90° auto return swivel	7	761.25	728.44	695.63	649.69
	Seat Height: 18"-30"	<i>Add \$170.63 for brass column</i>	10	793.01	758.76	724.50	676.54
	Seat Size: 16"x16"	<i>Add \$110.25 for aluminum footrest</i>					
		<i>Add \$45.94 for stool wrench</i>					
 6070-650	Width: 16"	Deeply upholstered box seat	3	691.95	662.29	632.63	591.10
	Depth: 21.5"	with tempered aluminum back supports	4	709.28	678.83	648.38	605.75
	Height: 30.25-42.25"	Exterior diamond button tufting	5	726.60	695.36	664.13	620.39
	Weight: 28-36 lbs	90° auto return swivel	7	761.25	728.44	695.63	649.69
	Seat Height: 18"-30"	<i>Add \$170.63 for brass column</i>	10	793.01	758.76	724.50	676.54
	Seat Size: 16"x16"	<i>Add \$110.25 for aluminum footrest</i>					
		<i>Add \$45.94 for stool wrench</i>					
 6070-656	Width: 16"	Deeply upholstered box seat	3	691.95	662.29	632.63	591.10
	Depth: 21.5"	with tempered aluminum back supports	4	709.28	678.83	648.38	605.75
	Height: 30.25-42.25"	Exterior vertical channeled back	5	726.60	695.36	664.13	620.39
	Weight: 28-36 lbs	90° auto return swivel	7	761.25	728.44	695.63	649.69
	Seat Height: 18"-30"	<i>Add \$170.63 for brass column</i>	10	793.01	758.76	724.50	676.54
	Seat Size: 16"x16"	<i>Add \$110.25 for aluminum footrest</i>					
		<i>Add \$45.94 for stool wrench</i>					

**Custom finish available in seat style, back design and vinyl fabric upholstery*

Richardson Seating Corp.

Standard Features

Top commercial grade floor mounted bar stool Made of cast iron and steel components
 Net price includes chrome column plus chrome or black bell plate
 Brass column & aluminum footrest available for extra cost FOB: Chicago, IL
Custom height available between 18" and 30" Made In the USA

*Richardson Seating offers 3 types of floor attachments for the installation | Page 9

Dealer List Price Info

Image & Item No.	Product Specifications	Key Features	Dealer List Price Info				
			Fabric Grade	Qty 1-9	Qty 10-19	Qty 20-49	Qty 50+
 6070-440	Width: 15.5"	Retro stack chair back	3	489.83	469.35	448.88	420.21
	Depth: 19"	Exterior vertical channels	4	507.15	485.89	464.63	434.86
	Height: 32"-44"	90° auto return swivel	5	518.70	496.91	475.13	444.62
	Weight: 25-33 lbs	<i>Add \$170.63 for brass column</i>	7	530.25	507.94	485.63	454.39
	Seat Height: 18"-30"	<i>Add \$110.25 for aluminum footrest</i>	10	564.90	541.01	517.13	483.68
	Seat Size: 15.5"x15.5"	<i>Add \$45.94 for stool wrench</i>					
 6070-420	Width: 15.5"	The 50's retro stack chair back	3	489.83	469.35	448.88	420.21
	Depth: 19"	Exterior button tufting	4	507.15	485.89	464.63	434.86
	Height: 32"-44"	90° auto return swivel	5	518.70	496.91	475.13	444.62
	Weight: 25-33 lbs	<i>Add \$170.63 for brass column</i>	7	530.25	507.94	485.63	454.39
	Seat Height: 18"-30"	<i>Add \$110.25 for aluminum footrest</i>	10	564.90	541.01	517.13	483.68
	Seat Size: 15.5"x15.5"	<i>Add \$45.94 for stool wrench</i>					
 6070-605	Width: 18"	Standard bucket seat counter stool	3	515.81	494.16	472.50	442.18
	Depth: 18.5"	Easy to reach and clean	4	536.03	513.45	490.88	459.27
	Height: 28"-40"	90° auto return swivel	5	556.24	532.74	509.25	476.36
	Weight: 28-38 lbs	<i>Add \$170.63 for brass column</i>	7	588.00	563.06	538.13	503.21
	Seat Height: 18"-30"	<i>Add \$110.25 for aluminum footrest</i>	10	619.76	593.38	567.00	530.07
	Seat Size: 16"x16"	<i>Add \$45.94 for stool wrench</i>					
 6070-602	Width: 18"	'Cut-out' bucket seat counter stool	3	524.48	502.43	480.38	449.51
	Depth: 18.5"	Easy to reach and clean	4	547.58	524.48	501.38	469.04
	Height: 28"-40"	90° auto return swivel	5	567.79	543.77	519.75	486.12
	Weight: 28-38 lbs	<i>Add \$170.63 for brass column</i>	7	602.44	576.84	551.25	515.42
	Seat Height: 18"-30"	<i>Add \$110.25 for aluminum footrest</i>	10	634.20	607.16	580.13	542.27
	Seat Size: 16"x16"	<i>Add \$45.94 for stool wrench</i>					
 6070-615	Width: 18"	Bucket seat style counter stool with exterior vertical channeled box	3	582.23	557.55	532.88	498.33
	Depth: 18.5"		4	605.33	579.60	553.88	517.86
	Height: 28"-40"	90° auto return swivel	5	622.65	596.14	569.63	532.51
	Weight: 28-38 lbs	<i>Add \$170.63 for brass column</i>	7	657.30	629.21	601.13	561.80
	Seat Height: 18"-30"	<i>Add \$110.25 for aluminum footrest</i>	10	686.18	656.78	627.38	586.22
	Seat Size: 16"x16"	<i>Add \$45.94 for stool wrench</i>					

**Custom finish available in seat style, back design and vinyl fabric upholstery*



Richardson Seating Corp.

Standard Features

Top commercial grade floor mounted bar stool Made of cast iron and steel components
 Net price includes chrome column plus chrome or black bell plate
 Brass column & aluminum footrest available for extra cost FOB: Chicago, IL
Custom height available between 18" and 30" Made In the USA

*Richardson Seating offers 3 types of floor attachments for the installation | Page 9

Dealer List Price Info

Image & Item No.	Product Specifications	Key Features	Dealer List Price Info				
			Fabric Grade	Qty 1-9	Qty 10-19	Qty 20-49	Qty 50+
 6070-610	Width: 18"	Bucket seat counter stool featuring exterior hand crafted button tufting 90° auto return swivel <i>Add \$170.63 for brass column</i> <i>Add \$110.25 for aluminum footrest</i> <i>Add \$45.94 for stool wrench</i>	3	593.78	568.58	543.38	508.10
	Depth: 18.5"		4	613.99	587.87	561.75	525.18
	Height: 28"-40"		5	634.20	607.16	580.13	542.27
	Weight: 28-38 lbs		7	665.96	637.49	609.00	569.13
	Seat Height: 18"-30"		10	700.61	670.56	640.50	598.42
	Seat Size: 16"x16"						
 6070-620	Width: 18"	Hand crafted interior button tufting with rolled edges on the back 90° auto return swivel <i>Add \$170.63 for brass column</i> <i>Add \$110.25 for aluminum footrest</i> <i>Add \$45.94 for stool wrench</i>	3	641.52	614.17	586.79	548.47
	Depth: 18.5"		4	660.92	632.65	604.41	564.85
	Height: 29"-41"		5	680.27	651.13	621.99	581.20
	Weight: 28"-40"		7	714.16	683.47	652.81	609.87
	Seat Height: 18"-30"		10	746.03	713.92	681.79	636.83
	Seat Size: 16"x16"						
 6070-625	Width: 18"	Hand crafted exterior button tufting with handsome nail head trims 90° auto return swivel <i>Add \$170.63 for brass column</i> <i>Add \$110.25 for aluminum footrest</i> <i>Add \$45.94 for stool wrench</i>	3	657.30	629.21	601.13	561.80
	Depth: 18.5"		4	677.51	648.51	619.50	578.89
	Height: 29"-41"		5	694.84	665.04	635.25	593.54
	Weight: 28"-40"		7	729.49	698.12	666.75	622.83
	Seat Height: 18"-30"		10	761.25	728.44	695.63	649.69
	Seat Size: 16"x16"						
 6070-654	Width: 19.5"	Hand crafted exterior button tufting and smooth roll edges 90° auto return swivel <i>Add \$170.63 for brass column</i> <i>Add \$110.25 for aluminum footrest</i> <i>Add \$45.94 for stool wrench</i>	3	663.05	634.70	606.35	566.66
	Depth: 18.5"		4	682.42	653.21	623.96	583.04
	Height: 28"-40"		5	701.79	671.69	641.58	599.42
	Weight: 28-38 lbs		7	735.71	704.05	672.39	628.08
	Seat Height: 18"-30"		10	767.58	734.48	701.37	655.04
	Seat Size: 16"x16"						
 6070-652	Width: 18"	Bucket seat counter stool featuring interior vertical channels and rolled edges 90° auto return swivel <i>Add \$170.63 for brass column</i> <i>Add \$110.25 for aluminum footrest</i> <i>Add \$45.94 for stool wrench</i>	3	665.96	637.48	609.00	569.13
	Depth: 18.5"		4	683.29	654.02	624.75	583.77
	Height: 28"-40"		5	703.50	673.31	643.13	600.86
	Weight: 28-38 lbs		7	738.15	706.39	674.63	630.16
	Seat Height: 18"-30"		10	772.80	739.46	706.13	659.45
	Seat Size: 16"x16"						

**Custom finish available in seat style, back design and vinyl fabric upholstery*



Richardson Seating Corp.

Standard Features

Top commercial grade floor mounted bar stool Made of cast iron and steel components
 Net price includes chrome column plus chrome or black bell plate
 Brass column & aluminum footrest available for extra cost FOB: Chicago, IL
Custom height available between 18" and 30" Made In the USA

*Richardson Seating offers 3 types of floor attachments for the installation | Page 9

Dealer List Price Info

Image & Item No.	Product Specifications	Key Features	Dealer List Price Info				
			Fabric Grade	Qty 1-9	Qty 10-19	Qty 20-49	Qty 50+
 6070-658	Width: 19.5"	Bucket seat counter stool with hand crafted vertical channels and rolled edges on the back 90° auto return swivel <i>Add \$170.63 for brass column</i> <i>Add \$110.25 for aluminum footrest</i> <i>Add \$45.94 for stool wrench</i>	3	672.81	644.02	615.22	574.90
	Depth: 18.5"		4	692.13	662.45	632.78	591.26
	Height: 28"-40"		5	711.51	680.95	650.40	607.64
	Weight: 28-38 lbs		7	745.40	713.32	681.21	636.27
	Seat Height: 18"-30"		10	777.29	743.74	710.19	663.23
	Seat Size: 16"x16"						
 6070-616	Width: 18"	Handsome cowboy or Texas style bucket seat with exterior butting tufting and nail trims 90° auto return swivel <i>Add \$170.63 for brass column</i> <i>Add \$110.25 for aluminum footrest</i> <i>Add \$45.94 for stool wrench</i>	3	732.38	700.88	669.38	625.28
	Depth: 19.5"		4	749.70	717.41	685.13	639.92
	Height: 28.5"-40.5"		5	758.36	725.68	693.00	647.25
	Weight: 28-38 lbs		7	767.03	733.95	700.88	654.57
	Seat Height: 18"-30"		10	781.46	747.73	714.00	666.78
	Seat Size: 16"x16"						

**Custom finish available in seat style, back design and vinyl fabric upholstery*

Richardson Seating Corp.

Installation Instructions for Permanent Mount Counter Stool Base

There are three types of attachments for Richardson Seating's soda fountain counter stools. All orders must specify which type of attachment is required for the install. In order to install a Bar Stools and Chairs' counter stool, you **must have** a model # WR100 counter stool wrench. The current price of a stool wrench is \$34.50.

Type A attachment:

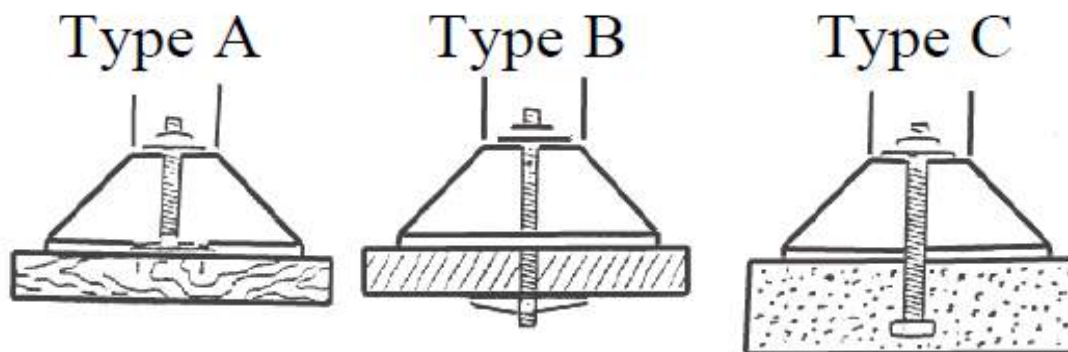
The type A attachment will work on any wood floor. Type A consists of a 4x4 inch heavy floor plate that screws into the wood floor. The plate is attached to a 4 inch bolt that is used to attach the stool base to the floor.

Type B attachment:

The type B attachment will work **only** on a wood floor that is above a basement. Type B uses a toggle bolt to hold itself to the floor. The counter stool base can then be attached to the toggle bolt.

Type C attachment:

The type C is the most common type of attachment and used for concrete floors. In order to attach type C to the cement floor you must drill a hole 4 inch deep and 1 inch in diameter with a masonry drill. Place bolt in hole and use Por-Rok quick drying cement to secure bolt to concrete. Refer to instruction in package of Por-Rok for drying time.



WOOD BAR STOOLS

Standard Features

Top commercial quality beechwood construction
 Select from solid wood seat or upholstered seat
 Option to choose from 3-5 wood finishes
 Available in 24", 26" and 30" seat height

Features over 100 different vinyl fabrics
 Select from stylish brass or chrome footrest rail
 Fully Assembled FOB: Chicago, IL
Add \$19.69 for 24" or 26" seat height

Min. Order Qty: 6 PCS

Dealer List Price Info

Image & Item No.	Product Specifications	Key Features	Dealer List Price Info				
			Fabric Grade	Qty 6-9	Qty 10-19	Qty 20-49	Qty 50+
	Width: 18"	Backless upholstered vinyl square seat	3	264.39	253.21	242.03	226.38
	Depth: 18"	Choose from Mahogany, Natural or Walnut wood finish	4	274.79	263.13	251.48	235.15
	Height: 31"	Side rails for added support and strength	5	285.18	273.05	260.93	243.94
	Weight: 23 lbs	<i>Add \$21.00 for brass or chrome footrest</i>	7	295.58	282.98	270.38	252.74
	Seat Height: 30"		10	310.01	296.76	283.50	264.94
	Case Pack: 1 pc/ctn						
1110U	Carton Code	Factory	Carton Dimension: 20" x 20" x 31"		Carton Weight: 26 lbs		
	Width: 18"	Backless solid wood square seat	W	250.53	239.98	229.43	214.65
	Depth: 18"	Choose from Mahogany, Natural or Walnut wood finish					
	Height: 30"	Side rails for added support and strength					
	Weight: 21 lbs	<i>Add \$21.00 for brass or chrome footrest</i>					
	Seat Height: 30"						
	Case Pack: 1 pc/ctn						
1110W	Carton Code	Factory	Carton Dimension: 20" x 20" x 31"		Carton Weight: 24 lbs		
	Width: 22"	Backless deeply foam padded round seat	3	281.72	269.75	257.78	241.03
	Depth: 22"	Handsome brass or chrome 19" DIA ring	4	292.11	279.67	267.23	249.80
	Height: 30"	Choose from Mahogany, Cherry or Walnut wood finish	5	302.51	289.59	276.68	258.59
	Weight: 18 lbs	16" DIA round seat	7	312.90	299.51	286.13	267.38
	Seat Height: 30"		10	327.34	313.29	299.25	279.59
	Case Pack: 1 pc/ctn						
1108	Carton Code	Factory	Carton Dimension: 20" x 20" x 31"		Carton Weight: 21 lbs		
	Width: 22"	Backless deeply foam padded round seat	3	305.97	292.90	279.83	261.53
	Depth: 22"	Decorative brass or chrome nail head trim	4	316.37	302.82	289.28	270.32
	Height: 30"	Handsome brass or chrome 19" DIA ring	5	326.76	312.74	298.73	279.09
	Weight: 18 lbs	Choose from Mahogany, Cherry or Walnut wood finish	7	337.16	322.67	308.18	287.88
	Seat Height: 30"	16" DIA round seat	10	351.59	336.45	321.30	300.09
	Case Pack: 1 pc/ctn						
1108HH	Carton Code	Factory	Carton Dimension: 20" x 20" x 31"		Carton Weight: 21 lbs		
	Width: 22"	Backless deeply foam padded round seat	3	305.97	292.90	279.83	261.53
	Depth: 22"	Spaced brass or chrome nail head trim	4	316.37	302.82	289.28	270.32
	Height: 30"	Handsome brass or chrome 19" DIA ring	5	326.76	312.74	298.73	279.09
	Weight: 18 lbs	Choose from Mahogany, Cherry or Walnut wood finish	7	337.16	322.67	308.18	287.88
	Seat Height: 30"	16" DIA round seat	10	351.59	336.45	321.30	300.09
	Case Pack: 1 pc/ctn						
1108T	Carton Code	Factory	Carton Dimension: 20" x 20" x 31"		Carton Weight: 21 lbs		

**Custom finish available in seat style, back design and vinyl fabric upholstery*



2545 W. Arthington Street
 Chicago, IL 60612
 PH: 800-522-1883
 FX: 312-829-8337

www.richardsonseating.com
sales@richardsonseating.com

ASI 82365
 SAGE 63274
 PPAI232090

WOOD BAR STOOLS






Standard Features

Top commercial quality beechwood construction
 Select from solid wood seat or upholstered seat
 Option to choose from 3-5 wood finishes
 Available in 24", 26" and 30" seat height

Features over 100 different vinyl fabrics
 Select from stylish brass or chrome footrest rail
 Fully Assembled FOB: Chicago, IL
Add \$19.69 for 24" or 26" seat height

Min. Order Qty: 6 PCS

Dealer List Price Info

Image & Item No.	Product Specifications	Key Features	Dealer List Price Info					
			Fabric Grade	Qty 6-9	Qty 10-19	Qty 20-49	Qty 50+	
	Width:	18"	Popular window or lattice wood back	3	372.09	356.03	339.94	317.44
	Depth:	19"	Deeply upholstered vinyl seat	4	382.20	365.66	349.13	325.97
	Height:	45"	Choose from Mahogany, Cherry, Natural	5	393.75	376.69	359.63	335.74
	Weight:	18 lbs	Walnut, Black, Honey, Dark Walnut	7	403.15	385.64	368.16	343.67
	Seat Height:	30"	<i>Add \$21.00 for brass or chrome footrest</i>	10	416.85	398.74	380.63	355.27
Case Pack:	1 pc/ctn							
2411	Carton Code	Factory	Carton Dimension: 20" x 21" x 48"	Carton Weight: 21 lbs				
	Width:	18"	Popular window or lattice wood back	W	393.75	376.69	359.63	335.74
	Depth:	19"	Solid beechwood seat					
	Height:	45"	Choose from Mahogany, Cherry, Natural					
	Weight:	18 lbs	Walnut, Black, Honey, Dark Walnut					
	Seat Height:	30"	<i>Add \$21.00 for brass or chrome footrest</i>					
Case Pack:	1 pc/ctn							
2411W	Carton Code	Factory	Carton Dimension: 20" x 21" x 48"	Carton Weight: 21 lbs				
	Width:	18"	Popular window or lattice wood back	3	409.92	392.12	374.33	349.41
	Depth:	19"	Deeply, double foam padded vinyl seat	4	423.78	405.35	386.93	361.12
	Height:	45"	Choose from Mahogany, Cherry, Natural	5	437.64	418.58	399.53	372.86
	Weight:	19 lbs	Walnut, Black, Honey, Dark Walnut	7	451.50	431.81	412.13	384.56
	Seat Height:	30"	<i>Add \$21.00 for brass or chrome footrest</i>	10	465.94	445.59	425.25	396.77
Case Pack:	1 pc/ctn							
2411UPH	Carton Code	Factory	Carton Dimension: 20" x 21" x 48"	Carton Weight: 22 lbs				
	Width:	18"	Popular window or lattice wood back	3	448.04	428.51	408.98	381.62
	Depth:	19"	with interior upholstered back	4	461.90	441.74	421.58	393.36
	Height:	45"	Deeply upholstered vinyl seat	5	475.76	454.97	434.18	405.06
	Weight:	19 lbs	Choose from Mahogany, Cherry, Natural	7	489.62	468.20	446.78	416.80
	Seat Height:	30"	Walnut, Black, Honey, Dark Walnut	10	504.05	481.98	459.90	429.00
Case Pack:	1 pc/ctn		<i>Add \$21.00 for brass or chrome footrest</i>					
2411USB	Carton Code	Factory	Carton Dimension: 20" x 21" x 48"	Carton Weight: 22 lbs				
	Width:	18"	Classic 4 ladder wood back	3	371.81	355.74	339.68	317.18
	Depth:	20"	Deeply upholstered vinyl seat	4	382.20	365.66	349.13	325.97
	Height:	43"	Choose from Mahogany, Cherry, Natural or	5	393.75	376.69	359.63	335.74
	Weight:	19 lbs	Walnut wood finish	7	405.30	387.71	370.13	345.50
	Seat Height:	30"	<i>Add \$21.00 for brass or chrome footrest</i>	10	419.74	401.49	383.25	357.71
Case Pack:	1 pc/ctn							
415	Carton Code	Factory	Carton Dimension: 20" x 21" x 48"	Carton Weight: 22 lbs				

**Custom finish available in vinyl fabric and wood frame*

Richardson Seating Corp.

WOOD BAR STOOLS






Standard Features

Top commercial quality beechwood construction
 Select from solid wood seat or upholstered seat
 Option to choose from 3-5 wood finishes
 Available in 24", 26" and 30" seat height

Features over 100 different vinyl fabrics
 Select from stylish brass or chrome footrest rail
 Fully Assembled FOB: Chicago, IL
Add \$19.69 for 24" or 26" seat height

Min. Order Qty: 6 PCS

Dealer List Price Info

Image & Item No.	Product Specifications	Key Features	Dealer List Price Info				
			Fabric Grade	Qty 6-9	Qty 10-19	Qty 20-49	Qty 50+
	Width: 18"	Classic 4 ladder wood back Solid beechwood seat Choose from Mahogany, Cherry, Natural or Walnut wood finish <i>Add \$21.00 for brass or chrome footrest</i>	W	451.50	431.81	412.13	384.56
	Depth: 20"		Height: 43"	Weight: 19 lbs	Seat Height: 30"	Case Pack: 1 pc/ctn	
415W	Carton Code	Factory	Carton Dimension: 20" x 21" x 48"	Carton Weight: 22 lbs			
	Width: 18"	Classic 4 ladder wood back Deeply, double foam padded vinyl seat Choose from Mahogany, Cherry, Natural or Walnut wood finish <i>Add \$21.00 for brass or chrome footrest</i>	3	409.92	392.12	374.33	349.41
	Depth: 20"		Height: 43"	Weight: 19 lbs	Seat Height: 30"	Case Pack: 1 pc/ctn	
415UPH	Carton Code	Factory	Carton Dimension: 20" x 21" x 48"	Carton Weight: 22 lbs			
	Width: 19"	Schoolhouse & circle back wood design Deeply upholstered vinyl seat Choose from Mahogany, Dark Walnut or Natural or Honey wood finish <i>Add \$21.00 for brass or chrome footrest</i>	3	371.81	355.74	339.68	317.18
	Depth: 19"		Height: 46"	Weight: 20 lbs	Seat Height: 30"	Case Pack: 1 pc/ctn	
2413H	Carton Code	Factory	Carton Dimension: 20" x 21" x 48"	Carton Weight: 23 lbs			
	Width: 19"	Classic mission style wood back Deeply upholstered vinyl seat Choose from Mahogany, Natural, Walnut or Black, Honey or Dark Walnut finish <i>Add \$21.00 for brass or chrome footrest</i>	3	385.67	368.97	352.28	328.91
	Depth: 19"		Height: 47"	Weight: 24 lbs	Seat Height: 30"	Case Pack: 1 pc/ctn	
7418	Carton Code	Factory	Carton Dimension: 20" x 21" x 48"	Carton Weight: 27 lbs			
	Width: 19"	Classic mission style wood back Solid beechwood seat Choose from Mahogany, Natural, Walnut or Black, Honey or Dark Walnut finish <i>Add \$21.00 for brass or chrome footrest</i>	W	375.27	359.05	342.83	320.12
	Depth: 19"		Height: 47"	Weight: 24 lbs	Seat Height: 30"	Case Pack: 1 pc/ctn	
7418W	Carton Code	Factory	Carton Dimension: 20" x 21" x 48"	Carton Weight: 27 lbs			

**Custom finish available in vinyl fabric and wood frame*

Richardson Seating Corp.

WOOD BAR STOOLS

Standard Features

Top commercial quality beechwood construction
 Select from solid wood seat or upholstered seat
 Option to choose from 3-5 wood finishes
 Available in 24", 26" and 30" seat height

Features over 100 different vinyl fabrics
 Select from stylish brass or chrome footrest rail
 Fully Assembled FOB: Chicago, IL
Add \$19.69 for 24" or 26" seat height

Min. Order Qty: 6 PCS

Dealer List Price Info

Image & Item No.	Product Specifications	Key Features	Dealer List Price Info					
			Fabric Grade	Qty 6-9	Qty 10-19	Qty 20-49	Qty 50+	
	Width:	18"	Cut-out diamond shape wood back	3	399.53	382.20	364.88	340.62
	Depth:	20"	Deeply, double foam padded vinyl seat	4	409.92	392.12	374.33	349.41
	Height:	43.5"	Nail trimmed seat and apron	5	420.39	402.12	383.85	358.26
	Weight:	19 lbs	Choose from Mahogany, Natural,	7	430.71	411.97	393.23	366.98
	Seat Height:	30"	Black, Honey or Dark Walnut finish	10	445.15	425.75	406.35	379.18
	Case Pack:	1 pc/ctn	<i>Add \$21.00 for brass or chrome footrest</i>					
	2419UPH	Carton Code	Factory	Carton Dimension: 20" x 21" x 48"	Carton Weight: 22 lbs			
	Width:	17"	Deeply foam padded seat with nail trim	3	513.87	491.35	468.83	437.30
	Depth:	19"	Upholstered back with spaced nail trim	4	527.73	504.58	481.43	449.01
	Height:	45"	Choose from Mahogany, Cherry, Natural	5	541.67	517.89	494.10	460.79
	Weight:	20 lbs	Walnut, Black, Honey, Dark Walnut	7	551.99	527.73	503.48	469.51
	Seat Height:	30"	<i>Add \$21.00 for brass or chrome footrest</i>	10	565.27	540.41	515.55	480.74
	Case Pack:	1 pc/ctn						
	2420	Carton Code	Factory	Carton Dimension: 20" x 21" x 48"	Carton Weight: 23 lbs			
	Width:	18"	Interior button tufting on padded back	3	513.87	491.35	468.83	437.30
	Depth:	19"	Deep foam padded vinyl seat	4	527.73	504.58	481.43	449.01
	Height:	45"	Choose from Mahogany, Cherry, Natural	5	541.67	517.89	494.10	460.79
	Weight:	20 lbs	Walnut, Black, Honey, Dark Walnut	7	551.99	527.73	503.48	469.51
	Seat Height:	30"	<i>Add \$21.00 for brass or chrome footrest</i>	10	565.27	540.41	515.55	480.74
	Case Pack:	1 pc/ctn						
	2420TF	Carton Code	Factory	Carton Dimension: 20" x 21" x 48"	Carton Weight: 23 lbs			
	Width:	17"	Popular jail house wood back design	3	371.81	355.74	339.68	317.18
	Depth:	19"	Deeply upholstered vinyl seat	4	382.20	365.66	349.13	325.97
	Height:	44"	Choose from Mahogany, Natural,	5	392.60	375.59	358.58	334.77
	Weight:	20 lbs	Black, Honey or Dark Walnut finish	7	402.99	385.51	368.03	343.56
	Seat Height:	30"	<i>Add \$21.00 for brass or chrome footrest</i>	10	417.43	399.29	381.15	355.77
	Case Pack:	1 pc/ctn						
	2423	Carton Code	Factory	Carton Dimension: 20" x 21" x 48"	Carton Weight: 23 lbs			
	Width:	17"	Popular jail house wood back design	W	393.75	376.69	359.63	335.74
	Depth:	19"	Solid beechwood seat					
	Height:	44"	Choose from Mahogany, Natural,					
	Weight:	20 lbs	Black, Honey or Dark Walnut finish					
	Seat Height:	30"	<i>Add \$21.00 for brass or chrome footrest</i>					
	Case Pack:	1 pc/ctn						
	2423W	Carton Code	Factory	Carton Dimension: 20" x 21" x 48"	Carton Weight: 23 lbs			

**Custom finish available in vinyl fabric and wood frame*

Richardson Seating Corp.

WOOD BAR STOOLS

Standard Features

Top commercial quality beechwood construction
 Select from solid wood seat or upholstered seat
 Option to choose from 3-5 wood finishes
 Available in 24", 26" and 30" seat height

Features over 100 different vinyl fabrics
 Select from stylish brass or chrome footrest rail
 Fully Assembled FOB: Chicago, IL
Add \$19.69 for 24" or 26" seat height

Min. Order Qty: 6 PCS

Dealer List Price Info

Image & Item No.	Product Specifications	Key Features	Dealer List Price Info					
			Fabric Grade	Qty 6-9	Qty 10-19	Qty 20-49	Qty 50+	
	Width:	18"	Handsome sunray wood frame back	3	354.48	339.20	323.93	302.53
	Depth:	19"	Deep foam padded vinyl seat	4	364.88	349.13	333.38	311.33
	Height:	43.5"	Choose from Mahogany, Dark Walnut,	5	375.27	359.05	342.83	320.12
	Weight:	20 lbs	Natural, Black or Honey finish	7	385.67	368.97	352.28	328.91
	Seat Height:	30"	<i>Add \$21.00 for brass or chrome footrest</i>	10	403.86	386.35	368.81	344.30
	Case Pack:	1 pc/ctn						
	2424	Carton Code	Factory	Carton Dimension: 20" x 21" x 48"	Carton Weight: 23 lbs			
	Width:	19"	Solid beechwood back w/ mini cut-out holes	3	434.18	415.28	396.38	369.92
	Depth:	19"	Deeply upholstered vinyl seat	4	444.57	425.20	405.83	378.71
	Height:	45"	Choose from Mahogany, Dark Walnut,	5	454.97	435.12	415.28	387.50
	Weight:	24 lbs	Natural, Black or Honey finish	7	465.94	445.59	425.25	396.77
	Seat Height:	30"	<i>Add \$21.00 for brass or chrome footrest</i>	10	480.38	459.38	438.38	408.98
	Case Pack:	1 pc/ctn						
	2568	Carton Code	Factory	Carton Dimension: 20" x 21" x 48"	Carton Weight: 27 lbs			
	Width:	18"	Solid beechwood back	3	378.74	362.36	345.98	323.03
	Depth:	20"	Deeply upholstered vinyl seat	4	389.13	372.28	355.43	331.83
	Height:	43"	Choose from Mahogany, Dark Walnut,	5	399.53	382.20	364.88	340.62
	Weight:	18 lbs	Natural, Black or Honey finish	7	409.92	392.12	374.33	349.41
	Seat Height:	30"	<i>Add \$21.00 for brass or chrome footrest</i>	10	424.36	405.90	387.45	361.63
	Case Pack:	1 pc/ctn						
	2437	Carton Code	Factory	Carton Dimension: 20" x 21" x 48"	Carton Weight: 21 lbs			
	Width:	16"	Solid beechwood trapezoid shape back	3	396.06	378.89	361.73	337.68
	Depth:	19"	Foam padded vinyl seat	4	406.46	388.82	371.18	346.47
	Height:	42"	Choose from Mahogany, Dark Walnut,	5	416.85	398.74	380.63	355.27
	Weight:	17 lbs	Natural, Black or Honey finish	7	427.25	408.66	390.08	364.06
	Seat Height:	30"	<i>Add \$21.00 for brass or chrome footrest</i>	10	441.68	422.44	403.20	376.27
	Case Pack:	1 pc/ctn						
	2438	Carton Code	Factory	Carton Dimension: 20" x 21" x 48"	Carton Weight: 20 lbs			
	Width:	18"	Slim curved wood back design	3	368.34	352.43	336.53	314.27
	Depth:	18"	Deep foam padded vinyl seat	4	378.74	362.36	345.98	323.03
	Height:	41"	Choose from Mahogany, Dark Walnut,	5	389.13	372.28	355.43	331.83
	Weight:	18 lbs	Natural, Black or Honey finish	7	399.53	382.20	364.88	340.62
	Seat Height:	30"	<i>Add \$21.00 for brass or chrome footrest</i>	10	413.96	395.98	378.00	352.83
	Case Pack:	1 pc/ctn						
	2439	Carton Code	Factory	Carton Dimension: 20" x 21" x 48"	Carton Weight: 21 lbs			

**Custom finish available in vinyl fabric and wood frame*

Richardson Seating Corp.

WOOD BAR STOOLS






Standard Features

Top commercial quality beechwood construction
 Select from solid wood seat or upholstered seat
 Option to choose from 3-5 wood finishes
 Available in 24", 26" and 30" seat height

Features over 100 different vinyl fabrics
 Select from stylish brass or chrome footrest rail
 Fully Assembled FOB: Chicago, IL
Add \$19.69 for 24" or 26" seat height

Min. Order Qty: 6 PCS

Dealer List Price Info

Image & Item No.	Product Specifications	Key Features	Dealer List Price Info					
			Fabric Grade	Qty 6-9	Qty 10-19	Qty 20-49	Qty 50+	
	Width:	18"	Cut-out square upholstered vinyl backrest	3	513.87	491.35	468.83	437.30
	Depth:	20"	Deeply foam padded vinyl seat	4	527.73	504.58	481.43	449.01
	Height:	45"	Choose from Mahogany, Cherry, Natural	5	541.59	517.81	494.03	460.74
	Weight:	20 lbs	Walnut, Black, Honey, Dark Walnut	7	552.56	528.28	504.00	470.01
	Seat Height:	30"	<i>Add \$21.00 for brass or chrome footrest</i>	10	567.00	542.06	517.13	482.21
	Case Pack:	1 pc/ctn						
	2426	Carton Code	Factory	Carton Dimension: 20" x 21" x 48"	Carton Weight: 23 lbs			
	Width:	18"	Deeply upholstered back with nail trims	3	513.87	491.35	468.83	437.30
	Depth:	20"	Deep foam padded vinyl seat	4	527.73	504.58	481.43	449.01
	Height:	45"	Choose from Mahogany, Cherry, Natural	5	541.59	517.81	494.03	460.74
	Weight:	20 lbs	Walnut, Black, Honey, Dark Walnut	7	551.99	527.73	503.48	469.51
	Seat Height:	30"	<i>Add \$21.00 for brass or chrome footrest</i>	10	567.00	542.06	517.13	482.21
	Case Pack:	1 pc/ctn						
	2440	Carton Code	Factory	Carton Dimension: 20" x 21" x 48"	Carton Weight: 23 lbs			
	Width:	19"	Classic mission style wood back design	3	385.67	368.97	352.28	328.91
	Depth:	19"	Deep foam padded vinyl seat	4	396.06	378.89	361.73	337.68
	Height:	44"	Choose from Mahogany, Natural,	5	406.74	389.10	371.44	346.74
	Weight:	28 lbs	Black, Honey or Dark Walnut finish	7	416.85	398.74	380.63	355.27
	Seat Height:	30"	<i>Add \$21.00 for brass or chrome footrest</i>	10	431.29	412.52	393.75	367.47
	Case Pack:	1 pc/ctn						
	2454	Carton Code	Factory	Carton Dimension: 20" x 21" x 48"	Carton Weight: 31 lbs			
	Width:	19"	Classic schoolhouse wood back design	W	434.18	415.28	396.38	369.92
	Depth:	19"	Solid beechwood seat					
	Height:	44"	Swivels 360° with 3° pitch					
	Weight:	28 lbs	Choose from Mahogany, Natural,					
	Seat Height:	30"	Black, Honey or Dark Walnut finish					
	Case Pack:	1 pc/ctn	<i>Add \$21.00 for brass or chrome footrest</i>					
	2454W	Carton Code	Factory	Carton Dimension: 20" x 21" x 48"	Carton Weight: 31 lbs			
	Width:	18"	Classic schoolhouse wood back design	W	282.45	270.43	258.43	241.63
	Depth:	19"	Solid beechwood seat					
	Height:	44"	Extra side rails for added stability					
	Weight:	22 lbs	Available in Cherry finish					
	Seat Height:	30"	<i>Add \$21.00 for brass or chrome footrest</i>					
	Case Pack:	1 pc/ctn						
	7451C	Carton Code	A3	Carton Dimension: 18" x 19" x 45"	Carton Weight: 25 lbs			

**Custom finish available in vinyl fabric and wood frame*

Richardson Seating Corp.

WOOD BAR STOOLS




Standard Features

Top commercial quality beechwood construction
 Select from solid wood seat or upholstered seat
 Option to choose from 3-5 wood finishes
 Available in 24", 26" and 30" seat height

Features over 100 different vinyl fabrics
 Select from stylish brass or chrome footrest rail
 Fully Assembled FOB: Chicago, IL
Add \$19.69 for 24" or 26" seat height

Min. Order Qty: 6 PCS

Dealer List Price Info

Image & Item No.	Product Specifications	Key Features	Dealer List Price Info				
			Fabric Grade	Qty 6-9	Qty 10-19	Qty 20-49	Qty 50+
	Width: 18" Depth: 19" Height: 44" Weight: 22 lbs Seat Height: 30" Case Pack: 1 pc/ctn	Classic schoolhouse wood back design Solid beechwood seat Extra side rails for added stability Available in Mahogany finish Add \$21.00 for brass or chrome footrest	W	282.45	270.43	258.43	241.63
	Carton Code: A3 Carton Dimension: 18" x 19" x 45" Carton Weight: 25 lbs						
	Width: 16.75" Depth: 20" Height: 43.5" Weight: 22 lbs Seat Height: 30" Case Pack: 1 pc/ctn	Popular 3 ladder wood back design Solid beechwood seat Double half pipe support bars Available in Cherry finish Add \$21.00 for brass or chrome footrest	W	282.45	270.43	258.43	241.63
	Carton Code: A3 Carton Dimension: 18" x 19" x 45" Carton Weight: 25 lbs						
	Width: 16.75" Depth: 20" Height: 43.5" Weight: 22 lbs Seat Height: 30" Case Pack: 1 pc/ctn	Popular 3 ladder wood back design Solid beechwood seat Double half pipe support bars Available in Mahogany finish Add \$21.00 for brass or chrome footrest	W	282.45	270.43	258.43	241.63
	Carton Code: A3 Carton Dimension: 18" x 19" x 45" Carton Weight: 25 lbs						

**Custom finish available in vinyl fabric and wood frame*

Richardson Seating Corp.

BAR STOOLS | 1200 SERIES

Standard Features

Top commercial quality all-welded steel frame
 Standard **Sandtex Black** finish frame with wood seat or upholstered seat
 Other powder coating finishes available at additional cost
 Fully assembled and available in 24", 26" and 30" seat height


















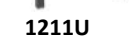


Custom Order Options:

9 wood finishes | **Page 7**
 33 power coating frame finishes | **Page 6**
 100+ vinyl fabric choices
 FOB: Chicago, IL

Min. Order Qty: 6 PCS

Dealer List Price Info

Fabric Grade	Qty 6-9	Qty 10-19	Qty 20-49	Qty 50+
--------------	---------	-----------	-----------	---------

Image & Item No.	Product Specifications	Key Features	Fabric Grade	Qty 6-9	Qty 10-19	Qty 20-49	Qty 50+
	Width: 17"	Traditional cut-out 3 slat wood back design	3	204.75	194.25	180.60	178.50
	Depth: 18.5"	Upholstered vinyl seat	4	210.00	199.50	185.85	183.75
	Height: 44.5"	Standard 30" bar height	5	215.25	204.75	191.10	189.00
	Weight: 19 lbs	Add \$49.22 for 24" or 26" height	7	221.81	211.31	197.66	195.56
	Seat Height: 30"		10	228.38	217.88	204.23	202.13
	Seat Size: 17" x 16"						
	Case Pack: 1 pc/ctn						
1221U	Carton Code: A3	Carton Dimension: 18" x 19" x 45"					Carton Weight: 23 lbs
	Width: 16"	Traditional cut-out 3 slat wood back design	W	223.13	212.63	202.13	196.88
	Depth: 18.5"	Comfy sculpted plywood seat					
	Height: 44.5"	Standard 30" bar height					
	Weight: 19 lbs	Add \$49.22 for 24" or 26" height					
	Seat Height: 30"						
	Seat Size: 16" x 16.5"						
	Case Pack: 1 pc/ctn						
1221W	Carton Code: A3	Carton Dimension: 18" x 19" x 45"					Carton Weight: 23 lbs
	Width: 17"	Classic cut-out 5 slat wood back design	3	204.75	194.25	180.60	178.50
	Depth: 18.5"	Upholstered vinyl seat	4	210.00	199.50	185.85	183.75
	Height: 44.5"	Welded half pipe footrest for added strength	5	215.25	204.75	191.10	189.00
	Weight: 19 lbs	Standard 30" bar height	7	221.81	211.31	197.66	195.56
	Seat Height: 30"	Add \$49.22 for 24" or 26" height	10	228.38	217.88	204.23	202.13
	Seat Size: 17" x 16"						
	Case Pack: 1 pc/ctn						
1202U	Carton Code: A3	Carton Dimension: 18" x 19" x 45"					Carton Weight: 23 lbs
	Width: 16"	Classic cut-out 5 slat wood back design	W	223.13	212.63	202.13	196.88
	Depth: 18.5"	Comfy sculpted plywood seat					
	Height: 44.5"	Welded half pipe footrest for added strength					
	Weight: 19 lbs	Standard 30" bar height					
	Seat Height: 30"	Add \$49.22 for 24" or 26" height					
	Seat Size: 16" x 16.5"						
	Case Pack: 1 pc/ctn						
1202W	Carton Code: A3	Carton Dimension: 18" x 19" x 45"					Carton Weight: 23 lbs
	Width: 17"	Cut-out circle wood back design	3	204.75	194.25	180.60	178.50
	Depth: 18.5"	Upholstered vinyl seat	4	210.00	199.50	185.85	183.75
	Height: 44.75"	Standard 30" bar height	5	215.25	204.75	191.10	189.00
	Weight: 19 lbs	Add \$49.22 for 24" or 26" height	7	221.81	211.31	197.66	195.56
	Seat Height: 30"		10	228.38	217.88	204.23	202.13
	Seat Size: 17" x 16"						
	Case Pack: 1 pc/ctn						
1211U	Carton Code: A3	Carton Dimension: 18" x 19" x 45"					Carton Weight: 23 lbs

**Custom finish available in seat style, back design and vinyl fabric upholstery*



2545 W. Arthington Street
 Chicago, IL 60612
 PH: 800-522-1883
 FX: 312-829-8337

www.richardsonseating.com
sales@richardsonseating.com

ASI 82365
 SAGE 63274
 PPAI232090

BAR STOOLS | 1200 SERIES







Standard Features

Top commercial quality all-welded steel frame
 Standard **Sandtex Black** finish frame with wood seat or upholstered seat
 Other powder coating finishes available at additional cost
 Fully assembled and available in 24", 26" and 30" seat height

Custom Order Options:

9 wood finishes | **Page 7**
 33 power coating frame finishes | **Page 6**
 100+ vinyl fabric choices
 FOB: Chicago, IL

Min. Order Qty: 6 PCS

Image & Item No.	Product Specifications	Key Features	Dealer List Price Info				
			Fabric Grade	Qty 6-9	Qty 10-19	Qty 20-49	Qty 50+
	Width: 16"	Cut-out circle wood back design Comfy sculpted plywood seat Standard 30" bar height <i>Add \$49.22 for 24" or 26" height</i>	W	223.13	212.63	202.13	196.88
	Depth: 18.5"						
1211W	Height: 44.75"	Carton Dimension: 18" x 19" x 45"	Carton Weight: 23 lbs				
	Weight: 19 lbs						
	Seat Height: 30"	Elegant cut-out circle and 3 slat back design in arch wood back Upholstered vinyl seat Standard 30" bar height <i>Add \$49.22 for 24" or 26" height</i>	3	204.75	194.25	180.60	178.50
	Seat Size: 16" x 16.5"						
1224U	Case Pack: 1 pc/ctn	Carton Dimension: 18" x 19" x 45"	Carton Weight: 23 lbs				
	Carton Code: A3						
	Width: 17"	Elegant cut-out circle and 3 slat back design in arch wood back Comfy sculpted plywood seat Standard 30" bar height <i>Add \$49.22 for 24" or 26" height</i>	W	223.13	212.63	202.13	196.88
	Depth: 18.5"						
1224W	Height: 45"	Carton Dimension: 18" x 19" x 45"	Carton Weight: 23 lbs				
	Weight: 19 lbs						
	Seat Height: 30"	Cut-out weavy wood back design Upholstered vinyl seat Standard 30" bar height <i>Add \$49.22 for 24" or 26" height</i>	3	204.75	194.25	180.60	178.50
	Seat Size: 17" x 16"						
1217U	Case Pack: 1 pc/ctn	Carton Dimension: 18" x 19" x 45"	Carton Weight: 23 lbs				
	Carton Code: A3						
	Width: 16"	Cut-out weavy wood back design Comfy sculpted plywood seat Standard 30" bar height <i>Add \$49.22 for 24" or 26" height</i>	W	223.13	212.63	202.13	196.88
	Depth: 18.5"						
1217W	Height: 44.75"	Carton Dimension: 18" x 19" x 45"	Carton Weight: 23 lbs				
	Weight: 19 lbs						
	Seat Height: 30"	Carton Dimension: 18" x 19" x 45"	Carton Weight: 23 lbs				
	Seat Size: 16" x 16.5"						
1217W	Case Pack: 1 pc/ctn	Carton Dimension: 18" x 19" x 45"	Carton Weight: 23 lbs				
	Carton Code: A3						

**Custom finish available in seat style, back design and vinyl fabric upholstery*

Richardson Seating Corp.

BAR STOOLS | 1200 SERIES






Standard Features

Top commercial quality all-welded steel frame
 Standard **Sandtex Black** finish frame with wood seat or upholstered seat
 Other powder coating finishes available at additional cost
 Fully assembled and available in 24", 26" and 30" seat height

Custom Order Options:

9 wood finishes | **Page 7**
 33 power coating frame finishes | **Page 6**
 100+ vinyl fabric choices
 FOB: Chicago, IL

Min. Order Qty: 6 PCS

Image & Item No.	Product Specifications	Key Features	Dealer List Price Info				
			Fabric Grade	Qty 6-9	Qty 10-19	Qty 20-49	Qty 50+
	Width: 17"	Modern style slim contoured kidney back Upholstered vinyl seat Standard 30" bar height <i>Add \$49.22 for 24" or 26" height</i>	3	231.00	220.50	210.00	204.75
	Depth: 18.5"		4	236.25	225.75	215.25	210.00
1213U	Height: 44.5"	Standard 30" bar height <i>Add \$49.22 for 24" or 26" height</i>	5	241.50	231.00	220.50	215.25
	Weight: 18 lbs		7	248.06	237.56	227.06	221.81
	Seat Height: 30"	17" x 16"	10	254.63	244.13	233.63	228.38
	Seat Size: 17" x 16"						
	Case Pack: 1 pc/ctn						
	Carton Code: A3	Carton Dimension: 18" x 19" x 45"	Carton Weight: 22 lbs				
	Width: 16"	Modern style slim contoured kidney back Comfy sculpted plywood seat Standard 30" bar height <i>Add \$49.22 for 24" or 26" height</i>	W	249.38	238.88	225.75	220.50
	Depth: 18.5"						
1213W	Height: 44.5"	Standard 30" bar height <i>Add \$49.22 for 24" or 26" height</i>					
	Weight: 18 lbs						
	Seat Height: 30"	16" x 16.5"					
	Seat Size: 16" x 16.5"						
	Case Pack: 1 pc/ctn						
	Carton Code: A3	Carton Dimension: 18" x 19" x 45"	Carton Weight: 22 lbs				
	Width: 17"	Slim contoured rectangular bar design back Upholstered vinyl seat Standard 30" bar height <i>Add \$49.22 for 24" or 26" height</i>	3	231.00	220.50	210.00	204.75
	Depth: 18.5"		4	236.25	225.75	215.25	210.00
1203U	Height: 44.5"	Standard 30" bar height <i>Add \$49.22 for 24" or 26" height</i>	5	241.50	231.00	220.50	215.25
	Weight: 18 lbs		7	248.06	237.56	227.06	221.81
	Seat Height: 30"	17" x 16"	10	254.63	244.13	233.63	228.38
	Seat Size: 17" x 16"						
	Case Pack: 1 pc/ctn						
	Carton Code: A3	Carton Dimension: 18" x 19" x 45"	Carton Weight: 22 lbs				
	Width: 16"	Slim contoured rectangular bar design back Comfy sculpted plywood seat Standard 30" bar height <i>Add \$49.22 for 24" or 26" height</i>	W	249.38	238.88	225.75	220.50
	Depth: 18.5"						
1203W	Height: 44.5"	Standard 30" bar height <i>Add \$49.22 for 24" or 26" height</i>					
	Weight: 18 lbs						
	Seat Height: 30"	16" x 16.5"					
	Seat Size: 16" x 16.5"						
	Case Pack: 1 pc/ctn						
	Carton Code: A3	Carton Dimension: 18" x 19" x 45"	Carton Weight: 22 lbs				
	Width: 17"	Modern style full curved wood back design Hanging plywood seat for added comfort Fully welded 4 side rails for stability Available in 30"H bar stool	W	282.19	269.72	257.25	239.79
	Depth: 17"						
1280-30	Height: 42"	Available in 30"H bar stool					
	Weight: 16 lbs						
	Seat Height: 30"	16" x 17"					
	Seat Size: 16" x 17"						
	Case Pack: 1 pc/ctn						
	Carton Code: A3	Carton Dimension: 18" x 19" x 45"	Carton Weight: 20 lbs				

**Custom finish available in seat style, back design and vinyl fabric upholstery*

Richardson Seating Corp.

BAR STOOLS | 1200 SERIES






Standard Features

Top commercial quality all-welded steel frame
 Standard **Sandtex Black** finish frame with wood seat or upholstered seat
 Other powder coating finishes available at additional cost
 Fully assembled and available in 24", 26" and 30" seat height

Custom Order Options:

9 wood finishes | **Page 7**
 33 power coating frame finishes | **Page 6**
 100+ vinyl fabric choices
 FOB: Chicago, IL

Min. Order Qty: 6 PCS

Image & Item No.	Product Specifications	Key Features	Dealer List Price Info				
			Fabric Grade	Qty 6-9	Qty 10-19	Qty 20-49	Qty 50+
	Width: 17"	Modern style full curved wood back design	W	311.06	297.28	283.50	264.21
	Depth: 17"	Hanging plywood seat for added comfort					
	Height: 36"	Fully welded 4 side rails for stability					
	Weight: 15 lbs	Available in 26" or 30" seat height					
	Seat Height: 24"						
	Seat Size: 16" x 17"						
	Case Pack: 1 pc/ctn						
1280-24	Carton Code: A3	Carton Dimension: 18" x 19" x 39"	Carton Weight: 18 lbs				
	Width: 16"	Classic arch 3 ladder metal frame back	3	273.53	261.45	249.38	232.47
	Depth: 18.5"	Comfy sculpted plywood seat	4	279.30	266.96	254.63	237.35
	Height: 45"	Optional upholstered vinyl seat available	5	285.08	272.48	259.88	242.24
	Weight: 18 lbs	Standard 30" bar height	7	290.85	277.99	265.13	247.12
	Seat Height: 30"	<i>Add \$49.22 for 24" or 26" height</i>	10	296.63	283.50	270.38	252.00
	Seat Size: 16" x 16.5"		W	264.86	253.18	241.50	225.15
	Case Pack: 1 pc/ctn						
1201W	Carton Code: A3	Carton Dimension: 18" x 19" x 45"	Carton Weight: 22 lbs				
	Width: 16"	Traditional 3 ladder metal frame back	3	273.53	261.45	249.38	232.47
	Depth: 18.5"	Comfy sculpted plywood seat	4	279.30	266.96	254.63	237.35
	Height: 44.5"	Optional upholstered vinyl seat available	5	285.08	272.48	259.88	242.24
	Weight: 18 lbs	Standard 30" bar height	7	290.85	277.99	265.13	247.12
	Seat Height: 30"	<i>Add \$49.22 for 24" or 26" height</i>	10	296.63	283.50	270.38	252.00
	Seat Size: 16" x 16.5"		W	264.86	253.18	241.50	225.15
	Case Pack: 1 pc/ctn						
1204W	Carton Code: A3	Carton Dimension: 18" x 19" x 45"	Carton Weight: 22 lbs				
	Width: 16"	Traditional 4 ladder metal frame back	3	273.53	261.45	249.38	232.47
	Depth: 18.5"	Comfy sculpted plywood seat	4	279.30	266.96	254.63	237.35
	Height: 44.5"	Optional upholstered vinyl seat available	5	285.08	272.48	259.88	242.24
	Weight: 18 lbs	Standard 30" bar height	7	290.85	277.99	265.13	247.12
	Seat Height: 30"	<i>Add \$49.22 for 24" or 26" height</i>	10	296.63	283.50	270.38	252.00
	Seat Size: 16" x 16.5"		W	264.86	253.18	241.50	225.15
	Case Pack: 1 pc/ctn						
1207W	Carton Code: A3	Carton Dimension: 18" x 19" x 45"	Carton Weight: 22 lbs				
	Width: 16"	Modern style full curved wood back	3	273.53	261.45	249.38	232.47
	Depth: 18.5"	Comfy sculpted plywood seat	4	279.30	266.96	254.63	237.35
	Height: 44.75"	Optional upholstered vinyl seat available	5	285.08	272.48	259.88	242.24
	Weight: 19 lbs	Standard 30" bar height	7	290.85	277.99	265.13	247.12
	Seat Height: 30"	<i>Add \$49.22 for 24" or 26" height</i>	10	296.63	283.50	270.38	252.00
	Seat Size: 16" x 16.5"		W	264.86	253.18	241.50	225.15
	Case Pack: 1 pc/ctn						
1210W	Carton Code: A3	Carton Dimension: 18" x 19" x 45"	Carton Weight: 23 lbs				

**Custom finish available in seat style, back design and vinyl fabric upholstery*

Richardson Seating Corp.

BAR STOOLS | 1200 SERIES

Standard Features



Top commercial quality all-welded steel frame
 Standard **Sandtex Black** finish frame with wood seat or upholstered seat
 Other powder coating finishes available at additional cost
 Fully assembled and available in 24", 26" and 30" seat height

Custom Order Options:

9 wood finishes | **Page 7**
 33 power coating frame finishes | **Page 6**
 100+ vinyl fabric choices
 FOB: Chicago, IL

Min. Order Qty: 6 PCS

Dealer List Price Info

Image & Item No.	Product Specifications	Key Features	Dealer List Price Info				
			Fabric Grade	Qty 6-9	Qty 10-19	Qty 20-49	Qty 50+
	Width: 17"	Popular jailhouse metal frame back design	3	311.06	297.28	283.50	264.21
	Depth: 18.5"	Upholstered vinyl seat	4	316.84	302.79	288.75	269.09
	Height: 44.5"	Standard 30" bar height	5	322.61	308.31	294.00	273.97
	Weight: 18 lbs	<i>Add \$49.22 for 24" or 26" height</i>	7	328.39	313.82	299.25	278.85
	Seat Height: 30"		10	337.05	322.09	307.13	286.18
	Seat Size: 17" x 16"						
	Case Pack: 1 pc/ctn						
1260U	Carton Code: A3	Carton Dimension: 18" x 19" x 45"	Carton Weight: 22 lbs				
	Width: 16"	Popular jailhouse metal frame back design	W	293.74	280.74	267.75	249.56
	Depth: 18.5"	Comfy sculpted plywood seat					
	Height: 44.5"	Standard 30" bar height					
	Weight: 18 lbs	<i>Add \$49.22 for 24" or 26" height</i>					
	Seat Height: 30"						
	Seat Size: 16" x 16.5"						
	Case Pack: 1 pc/ctn						
1260W	Carton Code: A3	Carton Dimension: 18" x 19" x 45"	Carton Weight: 22 lbs				

**Custom finish available in seat style, back design and vinyl fabric upholstery*

Richardson Seating Corp.

POWDER COATING FINISHES



Richardson Seating offers 33 different powder coating finishes for the 1100, 1200, and 1500 series models. Please contact Richardson Seating to inquire about pricing and order information

WOOD FINISHES



AB CHERRY




BLACK



WALNUT



LIGHT CHERRY



BLACK CHERRY



DARK WALNUT



CHERRY



NATURAL



MAHOGANY

**Richardson Seating offers 9 different wood finishes for the 1100, 1200, and 1500 series models.
Please contact Richardson Seating to inquire about pricing and order information**

BAR STOOLS | 1400 SERIES

Standard Features

Top commercial quality 19 gauge bolted cross-leg steel frame base
 Standard black frame finish with chrome footrest and glides
 Deep foam padded seat with 360° swivel or 3° pitch, 360° swivel
 24"H available in black finish only | 30"H available in black, brown and chrome finish

Fully Assembled
 FOB: Chicago, IL
 Made In the USA

Dealer List Price Info

Image & Item No.	Product Specifications	Key Features	Dealer List Price Info					
			Fabric Grade	Qty 1-9	Qty 10-19	Qty 20-49	Qty 50+	
	Width:	15.5"	Backless, upholstered round swivel seat	3	141.49	135.06	128.63	119.62
	Depth:	15.5"	360° Swivel	4	150.15	143.33	136.50	126.95
	Height:	30"	<i>Add \$14.44 for 24"H in black finish</i>	5	154.48	147.47	140.44	130.62
	Weight:	17 lbs	<i>Add \$35.44 for chrome finish</i>	7	158.81	151.59	144.38	134.27
	Seat Height:	30"	<i>Add \$40.69 for brass footrest and glides</i>	10	166.03	158.50	150.94	140.39
	Seat Size:	14.25" DIA						
	Case Pack:	1 pc/ctn						
	1419	Carton Code: A15	Carton Dimension: 17" x 17" x 31"	Carton Weight: 19 lbs				
	Width:	16"	Comfy spring cushion round swivel seat	3	195.27	186.40	177.53	165.11
	Depth:	16"	aka 'mushroom' seat	4	212.60	202.94	193.28	179.76
	Height:	30"	360° Swivel	5	221.26	211.21	201.15	187.08
	Weight:	19 lbs	<i>Add \$14.44 for 24"H in black finish</i>	7	229.92	219.48	209.03	194.41
	Seat Height:	30"	<i>Add \$35.44 for chrome finish</i>	10	244.36	233.26	222.15	206.61
	Seat Size:	16" DIA	<i>Add \$40.69 for brass footrest and glides</i>					
	Case Pack:	1 pc/ctn						
	1475	Carton Code: A15	Carton Dimension: 17" x 17" x 31"	Carton Weight: 21 lbs				
	Width:	15.5"	Smooth mirror-like flat chrome pan seat	3	216.56	206.72	196.88	183.09
	Depth:	15.5"	360° Swivel	4	225.23	214.99	204.75	190.42
	Height:	30"	<i>Add \$14.44 for 24"H in black finish</i>	5	229.56	219.14	208.69	194.09
	Weight:	18 lbs	<i>Add \$35.44 for chrome finish</i>	7	233.89	223.26	212.63	197.74
	Seat Height:	30"	<i>Add \$40.69 for brass footrest and glides</i>	10	241.11	230.16	219.19	203.86
	Seat Size:	14.5" DIA						
	Case Pack:	1 pc/ctn						
	1470	Carton Code: A15	Carton Dimension: 17" x 17" x 31"	Carton Weight: 20 lbs				
	Width:	15.5"	Decorative chrome pan swivel seat	3	216.56	206.72	196.88	183.09
	Depth:	15.5"	360° Swivel	4	225.23	214.99	204.75	190.42
	Height:	30"	<i>Add \$14.44 for 24"H in black finish</i>	5	229.56	219.14	208.69	194.09
	Weight:	18 lbs	<i>Add \$35.44 for chrome finish</i>	7	233.89	223.26	212.63	197.74
	Seat Height:	30"	<i>Add \$40.69 for brass footrest and glides</i>	10	241.11	230.16	219.19	203.86
	Seat Size:	14.5" DIA						
	Case Pack:	1 pc/ctn						
	1471	Carton Code: A15	Carton Dimension: 17" x 17" x 31"	Carton Weight: 20 lbs				
	Width:	15.5"	Decorative chrome pan seat	3	259.88	248.06	236.25	219.71
	Depth:	19"	with strong 2-back posts	4	268.54	256.33	244.13	227.04
	Height:	42"	360° swivel with 3° pitch	5	272.87	260.48	248.06	230.71
	Weight:	24 lbs	<i>Add \$14.44 for 24"H in black finish</i>	7	277.20	264.60	252.00	234.36
	Seat Height:	30"	<i>Add \$35.44 for chrome finish</i>	10	284.42	271.50	258.56	240.48
	Seat Size:	14.5" DIA	<i>Add \$40.69 for brass footrest and glides</i>					
	Case Pack:	1 pc/ctn						
	1473	Carton Code: A3	Carton Dimension: 18" x 19" x 45"	Carton Weight: 28 lbs				

**Custom finish available in seat style, back design and vinyl fabric upholstery*



2545 W. Arthington Street
 Chicago, IL 60612
 PH: 800-522-1883
 FX: 312-829-8337

www.richardsonseating.com
sales@richardsonseating.com

ASI 82365
 SAGE 63274
 PPAI232090

BAR STOOLS | 1400 SERIES

Standard Features

Top commercial quality 19 gauge bolted cross-leg steel frame base
 Standard black frame finish with chrome footrest and glides
 Deep foam padded seat with 360° swivel or 3° pitch, 360° swivel
 24"H available in black finish only | 30"H available in black, brown and chrome finish

Fully Assembled
 FOB: Chicago, IL
 Made In the USA

Dealer List Price Info

Image & Item No.	Product Specifications	Key Features	Dealer List Price Info					
			Fabric Grade	Qty 1-9	Qty 10-19	Qty 20-49	Qty 50+	
	Width:	15.5"	Upholstered round seat with	3	239.66	228.77	217.88	202.62
	Depth:	20.5"	factory installed 2 back post	4	256.99	245.31	233.63	217.27
	Height:	42"	360° swivel with 3° pitch	5	265.65	253.58	241.50	224.60
	Weight:	20 lbs	<i>Add \$14.44 for 24"H in black finish</i>	7	274.31	261.84	249.38	231.92
	Seat Height:	30"	<i>Add \$35.44 for chrome finish</i>	10	288.75	275.63	262.50	244.13
	Seat Size:	14.25" DIA	<i>Add \$40.69 for brass footrest and glides</i>					
	Case Pack:	1 pc/ctn						
	1457	Carton Code: A3	Carton Dimension: 18" x 19" x 45"	Carton Weight: 24 lbs				
	Width:	18"	Standard bucket seat	3	216.56	206.72	196.88	183.09
	Depth:	20"	Waterfall style box seat	4	233.89	223.26	212.63	197.74
	Height:	40.5"	Swivels 360° with 3° pitch	5	242.55	231.53	220.50	205.07
	Weight:	24 lbs	<i>Add \$14.44 for 24"H in black finish</i>	7	251.21	239.79	228.38	212.39
	Seat Height:	30"	<i>Add \$35.44 for chrome finish</i>	10	268.54	256.33	244.13	227.04
	Seat Size:	17.5" x 16"	<i>Add \$40.69 for brass footrest and glides</i>					
	Case Pack:	1 pc/ctn						
	1430	Carton Code: A3	Carton Dimension: 18" x 19" x 45"	Carton Weight: 28 lbs				
	Width:	18"	Bucket seat with cut-corners	3	251.21	239.79	228.38	212.39
	Depth:	20"	Swivels 360° with 3° pitch	4	268.54	256.33	244.13	227.04
	Height:	40.5"	Waterfall style box seat	5	277.20	264.60	252.00	234.36
	Weight:	24 lbs	<i>Add \$14.44 for 24"H in black finish</i>	7	285.86	272.87	259.88	241.68
	Seat Height:	30"	<i>Add \$35.44 for chrome finish</i>	10	300.30	286.65	273.00	253.89
	Seat Size:	17.5" x 16"	<i>Add \$40.69 for brass footrest and glides</i>					
	Case Pack:	1 pc/ctn						
	1420	Carton Code: A3	Carton Dimension: 18" x 19" x 45"	Carton Weight: 28 lbs				
	Width:	18"	Bucket seat with cut-corners	3	262.76	250.82	238.88	222.15
	Depth:	20"	Cut-out slot for easy reach & clean	4	280.09	267.36	254.63	236.80
	Height:	40.5"	Waterfall style box seat	5	288.75	275.63	262.50	244.13
	Weight:	24 lbs	Swivels 360° with 3° pitch	7	297.41	283.89	270.38	251.45
	Seat Height:	30"	<i>Add \$14.44 for 24"H in black finish</i>	10	311.85	297.68	283.50	263.66
	Seat Size:	17.5" x 16"	<i>Add \$35.44 for chrome finish</i>					
	Case Pack:	1 pc/ctn	<i>Add \$40.69 for brass footrest and glides</i>					
	1432	Carton Code: A3	Carton Dimension: 18" x 19" x 45"	Carton Weight: 28 lbs				
	Width:	18"	Bucket seat with cut-corners	3	268.54	256.33	244.13	227.04
	Depth:	20"	Elegant exterior diamond button tufting	4	285.86	272.87	259.88	241.68
	Height:	40.5"	Waterfall style box seat	5	294.53	281.14	267.75	249.01
	Weight:	24 lbs	Swivels 360° with 3° pitch	7	303.19	289.41	275.63	256.33
	Seat Height:	30"	<i>Add \$14.44 for 24"H in black finish</i>	10	317.63	303.19	288.75	268.54
	Seat Size:	17.5" x 16"	<i>Add \$35.44 for chrome finish</i>					
	Case Pack:	1 pc/ctn	<i>Add \$40.69 for brass footrest and glides</i>					
	1435	Carton Code: A3	Carton Dimension: 18" x 19" x 45"	Carton Weight: 28 lbs				

**Custom finish available in seat style, back design and vinyl fabric upholstery*

Richardson Seating Corp.

BAR STOOLS | 1400 SERIES

Standard Features

Top commercial quality 19 gauge bolted cross-leg steel frame base
 Standard black frame finish with chrome footrest and glides
 Deep foam padded seat with 360° swivel or 3° pitch, 360° swivel
 24"H available in black finish only | 30"H available in black, brown and chrome finish

Fully Assembled
 FOB: Chicago, IL
 Made In the USA

Dealer List Price Info

Image & Item No.	Product Specifications	Key Features	Dealer List Price Info					
			Fabric Grade	Qty 1-9	Qty 10-19	Qty 20-49	Qty 50+	
	Width:	18"	Arc shape bucket seat with	3	263.52	251.53	239.56	222.78
	Depth:	20"	waterfall style box seat	4	280.85	268.07	255.31	237.43
	Height:	42.5"	Swivels 360° with 3° pitch	5	291.53	278.28	265.02	246.46
	Weight:	24 lbs	<i>Add \$14.44 for 24"H in black finish</i>	7	300.20	286.55	272.90	253.79
	Seat Height:	30"	<i>Add \$35.44 for chrome finish</i>	10	314.63	300.33	286.02	265.99
	Seat Size:	17.5" x 16"	<i>Add \$40.69 for brass footrest and glides</i>					
	Case Pack:	1 pc/ctn						
1422	Carton Code: A3	Carton Dimension: 18" x 19" x 45"	Carton Weight: 28 lbs					
	Width:	19"	Bucket seat with mini side arms	3	276.78	264.18	251.61	233.99
	Depth:	20"	Waterfall style box seat	4	294.11	280.72	267.36	248.64
	Height:	42.5"	Swivels 360° with 3° pitch	5	302.77	288.99	275.23	255.96
	Weight:	25 lbs	<i>Add \$14.44 for 24"H in black finish</i>	7	311.43	297.26	283.11	263.29
	Seat Height:	30"	<i>Add \$35.44 for chrome finish</i>	10	325.87	311.04	296.23	275.49
	Seat Size:	17.5" x 16"	<i>Add \$40.69 for brass footrest and glides</i>					
	Case Pack:	1 pc/ctn						
1444	Carton Code: A3	Carton Dimension: 18" x 19" x 45"	Carton Weight: 29 lbs					
	Width:	16"	The 50's retro stack chair back	3	261.61	249.72	237.83	221.18
	Depth:	21"	Waterfall style box seat with plain back	4	278.93	266.25	253.58	235.83
	Height:	42.5"	Swivels 360° with 3° pitch	5	287.60	274.52	261.45	243.15
	Weight:	23 lbs	<i>Add \$14.44 for 24"H in black finish</i>	7	296.26	282.79	269.33	250.48
	Seat Height:	29"	<i>Add \$35.44 for chrome finish</i>	10	310.70	296.57	282.45	262.68
	Seat Size:	15" x 15"	<i>Add \$40.69 for brass footrest and glides</i>					
	Case Pack:	1 pc/ctn						
1433	Carton Code: A3	Carton Dimension: 18" x 19" x 45"	Carton Weight: 26 lbs					
	Width:	16"	The 50's retro stack chair back	3	297.41	283.89	270.38	251.45
	Depth:	21"	Waterfall style box seat with	4	315.60	301.27	286.91	266.83
	Height:	42.5"	exterior vertical channeled back	5	324.27	309.54	294.79	274.16
	Weight:	23 lbs	Swivels 360° with 3° pitch	7	332.93	317.81	302.66	281.48
	Seat Height:	29"	<i>Add \$14.44 for 24"H in black finish</i>	10	347.37	331.59	315.79	293.69
	Seat Size:	15" x 15"	<i>Add \$35.44 for chrome finish</i>					
	Case Pack:	1 pc/ctn	<i>Add \$40.69 for brass footrest and glides</i>					
1440	Carton Code: A3	Carton Dimension: 18" x 19" x 45"	Carton Weight: 26 lbs					
	Width:	16"	The 50's retro stack chair back	3	288.75	275.63	262.50	244.13
	Depth:	21"	Waterfall style box seat with	4	306.08	292.16	278.25	258.77
	Height:	42.5"	exterior button tufted back	5	314.74	300.43	286.13	266.10
	Weight:	23 lbs	Swivels 360° with 3° pitch	7	323.40	308.70	294.00	273.42
	Seat Height:	29"	<i>Add \$14.44 for 24"H in black finish</i>	10	337.84	322.48	307.13	285.63
	Seat Size:	15" x 15"	<i>Add \$35.44 for chrome finish</i>					
	Case Pack:	1 pc/ctn	<i>Add \$40.69 for brass footrest and glides</i>					
1450	Carton Code: A3	Carton Dimension: 18" x 19" x 45"	Carton Weight: 26 lbs					

**Custom finish available in seat style, back design and vinyl fabric upholstery*

Richardson Seating Corp.

BAR STOOLS | 1500 SERIES

Standard Features






Top commercial quality all-welded steel frame
 Standard **Sandtex Black** finish frame with wood seat or upholstered seat
 Other powder coating finishes available at additional cost
 Fully assembled with 360° swivel seat with 3° pitch

Custom Order Options:

9 wood finishes | Page 5
 33 power coating frame finishes | Page 4
 100+ vinyl fabric choices
 FOB: Chicago, IL

Min. Order Qty: 6 PCS

Dealer List Price Info

Image & Item No.	Product Specifications	Key Features	Dealer List Price Info					
			Fabric Grade	Qty 6-9	Qty 10-19	Qty 20-49	Qty 50+	
 <p>1521U</p>	Width:	17.25"	Traditional cut-out 3 slat wood back design Upholstered 360° swivel seat with 3° pitch Fully welded round ring footrest for strength Available in 24", 26", and 30" seat height <i>Add \$49.22 for 24" or 26" height</i>	3	270.38	259.88	249.38	244.13
	Depth:	19.25"		4	275.63	265.13	254.63	249.38
	Height:	44.25"		5	280.88	270.38	259.88	254.63
	Weight:	23 lbs		7	287.44	276.94	266.44	261.19
	Seat Height:	30"		10	296.63	286.13	275.63	270.38
	Seat Size:	17" x 16"						
	Case Pack:	1 pc/ctn						
Carton Code	A3	Carton Dimension: 18" x 19" x 45"					Carton Weight: 26 lbs	
 <p>1521W</p>	Width:	17.25"	Traditional cut-out 3 slat wood back design Comfy 360° swivel plywood seat with 3° pitch Fully welded round ring footrest for strength Available in 30"H bar stool <i>Add \$49.22 for 24" or 26" height</i>	W	283.50	273.00	267.75	262.50
	Depth:	19.25"						
	Height:	44.25"						
	Weight:	23 lbs						
	Seat Height:	30"						
	Seat Size:	16" x 16.5"						
	Case Pack:	1 pc/ctn						
Carton Code	A3	Carton Dimension: 18" x 19" x 45"					Carton Weight: 26 lbs	
 <p>1502U</p>	Width:	17.25"	Traditional cut-out 5 slat wood back design Upholstered 360° swivel seat with 3° pitch Fully welded round ring footrest for strength Available in 30"H bar stool <i>Add \$49.22 for 24" or 26" height</i>	3	270.38	259.88	249.38	244.13
	Depth:	19.25"		4	275.63	265.13	254.63	249.38
	Height:	44.25"		5	280.88	270.38	259.88	254.63
	Weight:	23 lbs		7	287.44	276.94	266.44	261.19
	Seat Height:	30"		10	296.63	286.13	275.63	270.38
	Seat Size:	17" x 16"						
	Case Pack:	1 pc/ctn						
Carton Code	A3	Carton Dimension: 18" x 19" x 45"					Carton Weight: 26 lbs	
 <p>1502W</p>	Width:	17.25"	Traditional cut-out 5 slat wood back design Comfy 360° swivel plywood seat with 3° pitch Fully welded round ring footrest for strength Available in 30"H bar stool <i>Add \$49.22 for 24" or 26" height</i>	W	283.50	273.00	267.75	262.50
	Depth:	19.25"						
	Height:	44.25"						
	Weight:	23 lbs						
	Seat Height:	30"						
	Seat Size:	16" x 16.5"						
	Case Pack:	1 pc/ctn						
Carton Code	A3	Carton Dimension: 18" x 19" x 45"					Carton Weight: 26 lbs	
 <p>1511U</p>	Width:	17.25"	Cut-out circle wood back design Upholstered 360° swivel seat with 3° pitch Fully welded round ring footrest for strength Available in 30"H bar stool <i>Add \$49.22 for 24" or 26" height</i>	3	270.38	259.88	249.38	244.13
	Depth:	19.25"		4	275.63	265.13	254.63	249.38
	Height:	44.5"		5	280.88	270.38	259.88	254.63
	Weight:	23 lbs		7	287.44	276.94	266.44	261.19
	Seat Height:	30"		10	296.63	286.13	275.63	270.38
	Seat Size:	17" x 16"						
	Case Pack:	1 pc/ctn						
Carton Code	A3	Carton Dimension: 18" x 19" x 45"					Carton Weight: 26 lbs	

**Custom finish available in vinyl fabric and metal frame*



2545 W. Arthington Street
 Chicago, IL 60612
 PH: 800-522-1883
 FX: 312-829-8337

www.richardsonseating.com
sales@richardsonseating.com

ASI 82365
 SAGE 63274
 PPAI232090

BAR STOOLS | 1500 SERIES

Standard Features






Top commercial quality all-welded steel frame
 Standard **Sandtex Black** finish frame with wood seat or upholstered seat
 Other powder coating finishes available at additional cost
 Fully assembled with 360° swivel seat with 3° pitch

Custom Order Options:

9 wood finishes | [Page 5](#)
 33 power coating frame finishes | [Page 4](#)
 100+ vinyl fabric choices
 FOB: Chicago, IL

Min. Order Qty: 6 PCS

Dealer List Price Info

Image & Item No.	Product Specifications		Key Features	Dealer List Price Info				
				Fabric Grade	Qty 6-9	Qty 10-19	Qty 20-49	Qty 50+
	Width:	17.25"	Cut-out circle wood back design Comfy 360° swivel plywood seat with 3° pitch Fully welded round ring footrest for strength Available in 30"H bar stool <i>Add \$49.22 for 24" or 26" height</i>	W	283.50	273.00	267.75	262.50
	Depth:	19.25"						
	Height:	44.5"						
	Weight:	23 lbs						
	Seat Height:	30"						
	Seat Size:	16" x 16.5"						
	Case Pack:	1 pc/ctn						
1511W	Carton Code	A3	Carton Dimension: 18" x 19" x 45"	Carton Weight: 26 lbs				
	Width:	17.25"	Elegant cut-out circle and 3 slat back design in arch wood back Upholstered 360° swivel seat with 3° pitch Fully welded round ring footrest for strength Available in 30"H bar stool <i>Add \$49.22 for 24" or 26" height</i>	3	270.38	259.88	249.38	244.13
	Depth:	19.25"						
	Height:	44.75"						
	Weight:	23 lbs						
	Seat Height:	30"						
	Seat Size:	17" x 16"						
	Case Pack:	1 pc/ctn						
1524U	Carton Code	A3	Carton Dimension: 18" x 19" x 45"	Carton Weight: 26 lbs				
	Width:	17.25"	Elegant cut-out circle and 3 slat back design in arch wood back Comfy 360° swivel plywood seat with 3° pitch Fully welded round ring footrest for strength Available in 30"H bar stool <i>Add \$49.22 for 24" or 26" height</i>	W	283.50	273.00	267.75	262.50
	Depth:	19.25"						
	Height:	44.75"						
	Weight:	23 lbs						
	Seat Height:	30"						
	Seat Size:	16" x 16.5"						
	Case Pack:	1 pc/ctn						
1524W	Carton Code	A3	Carton Dimension: 18" x 19" x 45"	Carton Weight: 26 lbs				
	Width:	17.25"	Cut-out weavy wood back design Upholstered 360° swivel seat with 3° pitch Fully welded round ring footrest for strength Available in 30"H bar stool <i>Add \$49.22 for 24" or 26" height</i>	3	270.38	259.88	249.38	244.13
	Depth:	19.25"						
	Height:	44.5"						
	Weight:	23 lbs						
	Seat Height:	30"						
	Seat Size:	17" x 16"						
	Case Pack:	1 pc/ctn						
1517U	Carton Code	A3	Carton Dimension: 18" x 19" x 45"	Carton Weight: 26 lbs				
	Width:	17.25"	Modern style slim contoured kidney back Comfy 360° swivel plywood seat with 3° pitch Fully welded round ring footrest for strength Available in 30"H bar stool <i>Add \$49.22 for 24" or 26" height</i>	W	283.50	273.00	267.75	262.50
	Depth:	19.25"						
	Height:	44.5"						
	Weight:	23 lbs						
	Seat Height:	30"						
	Seat Size:	16" x 16.5"						
	Case Pack:	1 pc/ctn						
1517W	Carton Code	A3	Carton Dimension: 18" x 19" x 45"	Carton Weight: 26 lbs				

**Custom finish available in vinyl fabric and metal frame*

Richardson Seating Corp.

BAR STOOLS | 1500 SERIES

Standard Features





Top commercial quality all-welded steel frame
 Standard **Sandtex Black** finish frame with wood seat or upholstered seat
 Other powder coating finishes available at additional cost
 Fully assembled with 360° swivel seat with 3° pitch

Custom Order Options:

9 wood finishes | **Page 5**
 33 power coating frame finishes | **Page 4**
 100+ vinyl fabric choices
 FOB: Chicago, IL

Min. Order Qty: 6 PCS

Dealer List Price Info

Image & Item No.	Product Specifications	Key Features	Dealer List Price Info					
			Fabric Grade	Qty 6-9	Qty 10-19	Qty 20-49	Qty 50+	
	Width:	17.25"	Modern style slim contoured kidney back	3	286.13	275.63	265.13	259.88
	Depth:	19.25"	Upholstered 360° swivel seat with 3° pitch	4	291.38	280.88	270.38	265.13
	Height:	44.25"	Fully welded round ring footrest for strength	5	296.63	286.13	275.63	270.38
	Weight:	22 lbs	Available in 30"H bar stool	7	303.19	292.69	282.19	276.94
	Seat Height:	30"	<i>Add \$49.22 for 24" or 26" height</i>	10	312.38	301.88	291.38	286.13
	Seat Size:	17" x 16"						
	Case Pack:	1 pc/ctn						
1513U	Carton Code A3	Carton Dimension: 18" x 19" x 45"	Carton Weight: 25 lbs					
	Width:	17.25"	Modern style slim contoured kidney back	W	301.88	288.75	280.88	275.63
	Depth:	19.25"	Comfy 360° swivel plywood seat with 3° pitch					
	Height:	44.25"	Fully welded round ring footrest for strength					
	Weight:	22 lbs	Available in 30"H bar stool					
	Seat Height:	30"	<i>Add \$49.22 for 24" or 26" height</i>					
	Seat Size:	16" x 16.5"						
	Case Pack:	1 pc/ctn						
1513W	Carton Code A3	Carton Dimension: 18" x 19" x 45"	Carton Weight: 25 lbs					
	Width:	17.25"	Slim contoured rectangular bar design back	3	286.13	275.63	265.13	259.88
	Depth:	19.25"	Upholstered 360° swivel seat with 3° pitch	4	291.38	280.88	270.38	265.13
	Height:	44.25"	Fully welded round ring footrest for strength	5	296.63	286.13	275.63	270.38
	Weight:	22 lbs	Available in 30"H bar stool	7	303.19	292.69	282.19	276.94
	Seat Height:	30"	<i>Add \$49.22 for 24" or 26" height</i>	10	312.38	301.88	291.38	286.13
	Seat Size:	17" x 16"						
	Case Pack:	1 pc/ctn						
1503U	Carton Code A3	Carton Dimension: 18" x 19" x 45"	Carton Weight: 25 lbs					
	Width:	17.25"	Slim contoured rectangular bar design back	W	301.88	288.75	280.88	275.63
	Depth:	19.25"	Comfy 360° swivel plywood seat with 3° pitch					
	Height:	44.25"	Fully welded round ring footrest for strength					
	Weight:	22 lbs	Available in 30"H bar stool					
	Seat Height:	30"	<i>Add \$49.22 for 24" or 26" height</i>					
	Seat Size:	16" x 16.5"						
	Case Pack:	1 pc/ctn						
1503W	Carton Code A3	Carton Dimension: 18" x 19" x 45"	Carton Weight: 25 lbs					

**Custom finish available in vinyl fabric and metal frame*

Richardson Seating Corp.

POWDER COATING FINISHES



Richardson Seating offers 33 different powder coating finishes for the 1100, 1200, and 1500 series models. Please contact Richardson Seating to inquire about pricing and order information

WOOD FINISHES



AB CHERRY




BLACK



WALNUT



LIGHT CHERRY



BLACK CHERRY



DARK WALNUT



CHERRY



NATURAL



MAHOGANY

Richardson Seating offers 9 different wood finishes for the 1100, 1200, and 1500 series models. Please contact Richardson Seating to inquire about pricing and order information






BAR STOOLS | 1600 SERIES

Standard Features

Strong commercial grade 18 gauge all-welded long neck steel frame base
 Deep foam padded seat with 360° swivel or 3° pitch, 360° swivel
 Available in chrome finish only with grey nylon glides
 Available in 24" or 30" seat height

Fully Assembled
 FOB: Chicago, IL
 Made In the USA

Dealer List Price Info

Image & Item No.	Product Specifications	Key Features	Dealer List Price Info							
			Fabric Grade	Qty 1-9	Qty 10-19	Qty 20-49	Qty 50+			
	Width:	16.75"	Backless, round foam padded swivel seat 360° swivel <i>Add \$14.44 for 24"H</i>	3	178.24	170.49	162.75	151.91		
	Depth:	16.75"		4	184.01	176.01	168.00	156.79		
	Height:	30"		5	186.90	178.76	170.63	159.23		
	Weight:	16 lbs		7	189.79	181.52	173.25	161.67		
	Seat Height:	30"		10	195.56	187.03	178.50	166.56		
	Seat Size:	14.25" DIA								
	Case Pack:	1 pc/ctn								
	1650	Carton Code: A15		Carton Dimension: 17" x 17" x 31"	Carton Weight: 19 lbs					
		Width:		16.75"	Comfy spring cushion round swivel seat aka 'mushroom' seat 360° swivel <i>Add \$14.44 for 24"H</i>	3	207.11	198.06	189.00	176.32
		Depth:		16.75"		4	218.66	209.08	199.50	186.09
Height:		30"	5	224.44		214.59	204.75	190.97		
Weight:		18 lbs	7	230.21		220.11	210.00	195.85		
Seat Height:		30"	10	238.88		228.38	217.88	203.18		
Seat Size:		16" DIA								
Case Pack:		1 pc/ctn								
1670		Carton Code: A15	Carton Dimension: 17" x 17" x 31"	Carton Weight: 21 lbs						
		Width:	16.75"	Hybrid flat chrome pan swivel seat 360° swivel <i>Add \$14.44 for 24"H</i>		3	216.46	206.98	197.51	184.22
		Depth:	16.75"			4	233.78	223.52	213.26	198.87
	Height:	30"	5		242.45	231.79	221.13	206.19		
	Weight:	17 lbs	7		251.11	240.06	229.01	213.52		
	Seat Height:	30"	10		265.55	253.84	242.13	225.72		
	Seat Size:	14.5" DIA								
	Case Pack:	1 pc/ctn								
	1668	Carton Code: A15	Carton Dimension: 17" x 17" x 31"		Carton Weight: 20 lbs					
		Width:	16.75"		Decorative chrome pan swivel seat 360° swivel <i>Add \$14.44 for 24"H</i>	3	216.46	206.98	197.51	184.22
		Depth:	16.75"			4	233.78	223.52	213.26	198.87
Height:		30"	5	242.45		231.79	221.13	206.19		
Weight:		17 lbs	7	251.11		240.06	229.01	213.52		
Seat Height:		30"	10	265.55		253.84	242.13	225.72		
Seat Size:		14.5" DIA								
Case Pack:		1 pc/ctn								
1671		Carton Code: A15	Carton Dimension: 17" x 17" x 31"	Carton Weight: 20 lbs						
		Width:	16.75"	Comfy, upholstered 'drum' seat 360° swivel <i>Add \$14.44 for 24"H</i>		3	282.19	269.72	257.25	239.79
		Depth:	16.75"			4	299.51	286.26	273.00	254.44
	Height:	30"	5		308.18	294.53	280.88	261.77		
	Weight:	20 lbs	7		316.84	302.79	288.75	269.09		
	Seat Height:	30"	10		334.16	319.33	304.50	283.74		
	Seat Size:	15" DIA								
	Case Pack:	1 pc/ctn								
	1687	Carton Code: A15	Carton Dimension: 17" x 17" x 31"		Carton Weight: 23 lbs					

**Custom finish available in seat style, back design and vinyl fabric upholstery*



2545 W. Arthington Street
 Chicago, IL 60612
 PH: 800-522-1883
 FX: 312-829-8337

www.richardsonseating.com
sales@richardsonseating.com

ASI 82365
 SAGE 63274
 PPAI232090






BAR STOOLS | 1600 SERIES

Standard Features

Strong commercial grade 18 gauge all-welded long neck steel frame base
 Deep foam padded seat with 360° swivel or 3° pitch, 360° swivel
 Available in chrome finish only with grey nylon glides
 Available in 24" or 30" seat height

Fully Assembled
 FOB: Chicago, IL
 Made In the USA

Dealer List Price Info

Image & Item No.	Product Specifications	Key Features	Dealer List Price Info							
			Fabric Grade	Qty 1-9	Qty 10-19	Qty 20-49	Qty 50+			
	Width:	16.75"	Upholstered round seat with factory installed 2 back post 360° swivel with 3° pitch <i>Add \$14.44 for 24"H</i>	3	240.11	229.56	219.00	204.23		
	Depth:	21.5"		4	257.43	246.09	234.75	218.87		
	Height:	42.5"		5	266.10	254.36	242.63	226.20		
	Weight:	21 lbs		7	274.76	262.63	250.50	233.52		
	Seat Height:	30"		10	289.20	276.41	263.63	245.73		
	Seat Size:	14.25" DIA								
	Case Pack:	1 pc/ctn								
	1657	Carton Code: A3		Carton Dimension: 18" x 19" x 45"	Carton Weight: 24 lbs					
		Width:		16.75"	Decorative chrome pan seat with strong and durable 2-back posts 360° swivel with 3° pitch <i>Add \$14.44 for 24"H</i>	3	264.86	253.18	241.50	225.15
		Depth:		21.5"		4	282.19	269.72	257.25	239.79
Height:		42.5"	5	287.96		275.23	262.50	244.68		
Weight:		23 lbs	7	296.63		283.50	270.38	252.00		
Seat Height:		30"	10	311.06		297.28	283.50	264.21		
Seat Size:		14.5" DIA								
Case Pack:		1 pc/ctn								
1672		Carton Code: A3	Carton Dimension: 18" x 19" x 45"	Carton Weight: 26 lbs						
		Width:	16.75"	The 50's diner chair back with decorative chrome pan seat 360° swivel with 3° pitch <i>Add \$14.44 for 24"H</i>		3	289.33	276.52	263.73	245.83
		Depth:	20.5"			4	306.65	293.06	279.48	260.48
	Height:	43.5"	5		315.32	301.32	287.36	267.80		
	Weight:	24 lbs	7		323.98	309.59	295.23	275.13		
	Seat Height:	30"	10		338.42	323.37	308.36	287.33		
	Seat Size:	14.5" DIA								
	Case Pack:	1 pc/ctn								
	1673	Carton Code: A3	Carton Dimension: 18" x 19" x 45"		Carton Weight: 27 lbs					
		Width:	16.75"		Handsome 'kidney' shape padded back with decorative chrome pan seat 360° swivel with 3° pitch <i>Add \$14.44 for 24"H</i>	3	318.20	304.08	289.98	270.24
		Depth:	19.5"			4	335.53	320.62	305.73	284.89
Height:		42"	5	344.19		328.89	313.61	292.22		
Weight:		26 lbs	7	352.85		337.16	321.48	299.54		
Seat Height:		30"	10	367.29		350.94	334.61	311.75		
Seat Size:		14.5" DIA								
Case Pack:		1 pc/ctn								
1681		Carton Code: A3	Carton Dimension: 18" x 19" x 45"	Carton Weight: 29 lbs						
		Width:	16.75"	Round 'mushroom' spring cushion seat with padded back Optional 'V' back available in single tone or dual tone vinyl fabric 360° swivel with 3° pitch <i>Add \$14.44 for 24"H</i>		3	325.50	311.06	296.63	276.41
		Depth:	21.5"			4	342.83	327.60	312.38	291.06
	Height:	42.5"	5		351.49	335.87	320.25	298.38		
	Weight:	22 lbs	7		360.15	344.14	328.13	305.71		
	Seat Height:	30"	10		374.59	357.92	341.25	317.91		
	Seat Size:	16" DIA								
	Case Pack:	1 pc/ctn								
	1677	Carton Code: A3	Carton Dimension: 18" x 19" x 45"		Carton Weight: 25 lbs					

**Custom finish available in seat style, back design and vinyl fabric upholstery*

Richardson Seating Corp.

BAR STOOLS | 1600 SERIES

Standard Features

Strong commercial grade 18 gauge all-welded long neck steel frame base
 Deep foam padded seat with 360° swivel or 3° pitch, 360° swivel
 Available in chrome finish only with grey nylon glides
 Available in 24" or 30" seat height

Fully Assembled
 FOB: Chicago, IL
 Made In the USA

Dealer List Price Info

Image & Item No.	Product Specifications	Key Features	Dealer List Price Info					
			Fabric Grade	Qty 1-9	Qty 10-19	Qty 20-49	Qty 50+	
 1640	Width:	16.75"	The 50's retro 4210 diner chair plain back	3	287.93	276.90	265.88	250.44
	Depth:	21.5"	360° swivel with 3° pitch	4	300.05	288.48	276.90	260.70
	Height:	41.5"	Select from 1" pulled seat, 2" box seat or	5	306.12	294.28	282.41	265.82
	Weight:	24 lbs	2" waterfall seat	7	313.68	301.50	289.29	272.23
	Seat Height:	30"	<i>Subtract \$18.38 for 1" pulled seat</i>	10	330.24	317.27	304.33	286.19
	Seat Size:	15" x 15"	<i>Add \$14.44 for 24"H</i>					
	Case Pack:	1 pc/ctn						
	Carton Code:	A3	Carton Dimension: 18" x 19" x 45"					
				Carton Weight: 27 lbs				
	 1642	Width:	16.75"	Classic 4220 retro diner chair V back	3	318.68	307.65	296.63
Depth:		21.5"	Option to customize in single or dual tone	4	330.80	319.23	307.65	291.45
Height:		41.5"	360° swivel with 3° pitch	5	336.87	325.03	313.16	296.57
Weight:		24 lbs	Select from 1" pulled seat, 2" box seat or	7	344.43	332.25	320.04	302.98
Seat Height:		30"	2" waterfall seat	10	360.99	348.02	335.08	316.94
Seat Size:		15" x 15"	<i>Subtract \$18.38 for 1" pulled seat</i>					
Case Pack:		1 pc/ctn	<i>Add \$14.44 for 24"H</i>					
Carton Code:		A3	Carton Dimension: 18" x 19" x 45"					
				Carton Weight: 27 lbs				
 1643		Width:	16.75"	Retro 4240 diner chair button tufted back	3	326.55	315.53	304.50
	Depth:	21.5"	360° swivel with 3° pitch	4	338.68	327.10	315.53	299.33
	Height:	41.5"	Select from 1" pulled seat, 2" box seat or	5	344.74	332.90	321.04	304.45
	Weight:	24 lbs	2" waterfall seat	7	352.30	340.12	327.92	310.85
	Seat Height:	30"	<i>Subtract \$18.38 for 1" pulled seat</i>	10	368.87	355.90	342.96	324.82
	Seat Size:	15" x 15"	<i>Add \$14.44 for 24"H</i>					
	Case Pack:	1 pc/ctn						
	Carton Code:	A3	Carton Dimension: 18" x 19" x 45"					
				Carton Weight: 27 lbs				
	 1646	Width:	16.75"	Stylish 4260 diner chair handle back	3	337.05	326.03	315.00
Depth:		21.5"	360° swivel with 3° pitch	4	349.18	337.60	326.03	309.83
Height:		41.5"	Select from 1" pulled seat, 2" box seat or	5	355.24	343.40	331.54	314.95
Weight:		24 lbs	2" waterfall seat	7	362.80	350.62	338.42	321.35
Seat Height:		30"	<i>Subtract \$18.38 for 1" pulled seat</i>	10	379.37	366.40	353.46	335.32
Seat Size:		15" x 15"	<i>Add \$14.44 for 24"H</i>					
Case Pack:		1 pc/ctn						
Carton Code:		A3	Carton Dimension: 18" x 19" x 45"					
				Carton Weight: 27 lbs				
 1620		Width:	18"	Bucket seat with cut-corners	3	241.76	231.13	220.50
	Depth:	18"	Waterfall style box seat	4	259.09	247.67	236.25	220.26
	Height:	41.5"	360° swivel with 3° pitch	5	267.75	255.94	244.13	227.59
	Weight:	24 lbs	<i>Add \$14.44 for 24"H</i>	7	276.41	264.21	252.00	234.91
	Seat Height:	30"		10	290.85	277.99	265.13	247.12
	Seat Size:	17.5" x 16"						
	Case Pack:	1 pc/ctn						
	Carton Code:	A3	Carton Dimension: 18" x 19" x 45"					
				Carton Weight: 27 lbs				

**Custom finish available in seat style, back design and vinyl fabric upholstery*

Richardson Seating Corp.

BAR STOOLS | 1600 SERIES

Standard Features

Strong commercial grade 18 gauge all-welded long neck steel frame base
 Deep foam padded seat with 360° swivel or 3° pitch, 360° swivel
 Available in chrome finish only with grey nylon glides
 Available in 24" or 30" seat height

Fully Assembled
 FOB: Chicago, IL
 Made In the USA

Dealer List Price Info

Image & Item No.	Product Specifications	Key Features	Dealer List Price Info						
			Fabric Grade	Qty 1-9	Qty 10-19	Qty 20-49	Qty 50+		
	Width:	18"	Standard bucket seat	3	215.78	206.33	196.88	183.65	
	Depth:	18"	Waterfall style box seat	4	233.10	222.86	212.63	198.29	
	Height:	41.5"	360° swivel with 3° pitch	5	241.76	231.13	220.50	205.62	
	Weight:	24 lbs	<i>Add \$14.44 for 24"H</i>	7	250.43	239.40	228.38	212.94	
	Seat Height:	30"		10	264.86	253.18	241.50	225.15	
	Seat Size:	17.5" x 16"							
	Case Pack:	1 pc/ctn							
	1630	Carton Code: A3	Carton Dimension: 18" x 19" x 45"	Carton Weight: 27 lbs					
		Width:	18"	Bucket seat with cut-corners	3	271.22	259.25	247.28	230.53
		Depth:	18"	Cut-out slot for easy reach & clean	4	288.54	275.78	263.03	245.18
Height:		41.5"	Waterfall style box seat	5	297.20	284.05	270.90	252.50	
Weight:		24 lbs	360° swivel with 3° pitch	7	305.87	292.32	278.78	259.82	
Seat Height:		30"	<i>Add \$14.44 for 24"H</i>	10	320.30	306.10	291.90	272.03	
Seat Size:		17.5" x 16"							
Case Pack:		1 pc/ctn							
1632		Carton Code: A3	Carton Dimension: 18" x 19" x 45"	Carton Weight: 27 lbs					
		Width:	18"	Bucket seat with cut-corners	3	305.87	292.32	278.78	259.82
		Depth:	18"	Elegant exterior diamond button tufting	4	323.19	308.86	294.53	274.47
	Height:	41.5"	Waterfall style box seat	5	331.85	317.13	302.40	281.79	
	Weight:	24 lbs	360° swivel with 3° pitch	7	340.52	325.40	310.28	289.12	
	Seat Height:	30"	<i>Add \$14.44 for 24"H</i>	10	354.95	339.18	323.40	301.32	
	Seat Size:	17.5" x 16"							
	Case Pack:	1 pc/ctn							
	1635	Carton Code: A3	Carton Dimension: 18" x 19" x 45"	Carton Weight: 27 lbs					
		Width:	18"	Bucket seat with arc shape back	3	302.40	289.01	275.63	256.88
		Depth:	20.5"	Waterfall style box seat	4	319.73	305.55	291.38	271.53
Height:		43"	360° swivel with 3° pitch	5	328.39	313.82	299.25	278.85	
Weight:		24 lbs	<i>Add \$14.44 for 24"H</i>	7	337.05	322.09	307.13	286.18	
Seat Height:		30"		10	351.49	335.87	320.25	298.38	
Seat Size:		17.5" x 16"							
Case Pack:		1 pc/ctn							
1622		Carton Code: A3	Carton Dimension: 18" x 19" x 45"	Carton Weight: 27 lbs					
		Width:	19"	Bucket seat with mini side arms	3	335.13	320.28	305.39	284.58
		Depth:	20"	Waterfall style box seat	4	352.46	336.81	321.14	299.22
	Height:	42.75"	360° swivel with 3° pitch	5	361.12	345.08	329.02	306.55	
	Weight:	25 lbs	<i>Add \$14.44 for 24"H</i>	7	369.78	353.35	336.89	313.87	
	Seat Height:	30"		10	384.22	367.13	350.02	326.08	
	Seat Size:	17.5" x 16"							
	Case Pack:	1 pc/ctn							
	1644	Carton Code: A3	Carton Dimension: 18" x 19" x 45"	Carton Weight: 28 lbs					

**Custom finish available in seat style, back design and vinyl fabric upholstery*

Richardson Seating Corp.





BAR STOOLS | 1700 SERIES

Standard Features

Top commercial quality, heavy duty 18 gauge all-welded umbrella steel frame base
 Deep foam padded seat with 360° swivel or 3° pitch, 360° swivel
 Available in chrome finish only with grey nylon glides
 Available in 30" seat height only

Fully Assembled
 FOB: Chicago, IL
 Made In the USA

Dealer List Price Info

Image & Item No.	Product Specifications	Key Features	Dealer List Price Info						
			Fabric Grade	Qty 1-9	Qty 10-19	Qty 20-49	Qty 50+		
	Width:	16.75"	Backless, round foam padded swivel seat 360° swivel	3	274.58	263.29	252.00	236.20	
	Depth:	16.75"		4	283.24	271.56	259.88	243.52	
	Height:	30"		5	289.01	277.07	265.13	248.40	
	Weight:	18 lbs		7	294.79	282.58	270.38	253.29	
	Seat Height:	30"		10	312.11	299.12	286.13	267.93	
	Seat Size:	14.25" DIA							
	Case Pack:	1 pc/ctn							
	1750	Carton Code: A15		Carton Dimension: 17" x 17" x 31"	Carton Weight: 21 lbs				
	Width:	16.75"	Decorative chrome pan swivel seat 360° swivel	3	304.87	292.19	279.54	261.82	
	Depth:	16.75"		4	322.19	308.73	295.29	276.47	
	Height:	30"		5	330.86	317.00	303.16	283.79	
	Weight:	19 lbs		7	339.52	325.26	311.04	291.11	
	Seat Height:	30"		10	353.96	339.05	324.16	303.32	
	Seat Size:	14.5" DIA							
	Case Pack:	1 pc/ctn							
	1771	Carton Code: A15		Carton Dimension: 17" x 17" x 31"	Carton Weight: 22 lbs				
	Width:	16.75"	Stylish flat chrome pan seat 360° swivel	3	296.47	284.18	271.90	254.70	
	Depth:	16.75"		4	313.79	300.72	287.65	269.35	
	Height:	30"		5	322.46	308.99	295.52	276.68	
	Weight:	19 lbs		7	331.12	317.26	303.40	284.00	
	Seat Height:	30"		10	345.56	331.04	316.52	296.21	
	Seat Size:	14.5" DIA							
	Case Pack:	1 pc/ctn							
	1770	Carton Code: A15		Carton Dimension: 17" x 17" x 31"	Carton Weight: 22 lbs				
	Width:	16.75"	Comfy, upholstered 'drum' seat 360° swivel	3	373.62	357.84	342.04	319.94	
	Depth:	16.75"		4	390.94	374.38	357.79	334.58	
	Height:	30"		5	399.60	382.65	365.66	341.91	
	Weight:	22 lbs		7	408.27	390.92	373.54	349.23	
	Seat Height:	30"		10	422.70	404.70	386.66	361.44	
	Seat Size:	15" DIA							
	Case Pack:	1 pc/ctn							
	1787	Carton Code: A15		Carton Dimension: 17" x 17" x 31"	Carton Weight: 25 lbs				
	Width:	16.75"	Upholstered round seat with factory installed 2 back post 360° swivel with 3° pitch	3	365.82	350.39	334.95	313.35	
	Depth:	22"		4	381.62	365.45	349.31	326.71	
	Height:	42.5"		5	390.29	373.72	357.18	334.03	
	Weight:	23 lbs		7	404.72	387.50	370.31	346.24	
	Seat Height:	30"		10	419.16	401.28	383.43	358.44	
	Seat Size:	14.25" DIA							
	Case Pack:	1 pc/ctn							
	1757	Carton Code: A3		Carton Dimension: 18" x 19" x 45"	Carton Weight: 26 lbs				

**Custom finish available in seat style, back design and vinyl fabric upholstery*



2545 W. Arthington Street
 Chicago, IL 60612
 PH: 800-522-1883
 FX: 312-829-8337

www.richardsonseating.com
sales@richardsonseating.com

ASI 82365
 SAGE 63274
 PPAI232090






BAR STOOLS | 1700 SERIES

Standard Features

Top commercial quality, heavy duty 18 gauge all-welded umbrella steel frame base
 Deep foam padded seat with 360° swivel or 3° pitch, 360° swivel
 Available in chrome finish only with grey nylon glides
 Available in 30" seat height only

Fully Assembled
 FOB: Chicago, IL
 Made In the USA

Dealer List Price Info

Image & Item No.	Product Specifications	Key Features	Dealer List Price Info					
			Fabric Grade	Qty 1-9	Qty 10-19	Qty 20-49	Qty 50+	
	Width:	16.75"	Decorative chrome pan seat	3	416.06	398.34	380.63	355.82
	Depth:	22"	with strong and durable 2-back posts	4	424.73	406.61	388.50	363.14
	Height:	42.5"	360° swivel with 3° pitch	5	429.06	410.76	392.44	366.82
	Weight:	24 lbs		7	433.39	414.88	396.38	370.47
	Seat Height:	30"		10	440.61	421.79	402.94	376.58
	Seat Size:	14.5" DIA						
	Case Pack:	1 pc/ctn						
1772	Carton Code: A3	Carton Dimension: 18" x 19" x 45"	Carton Weight: 27 lbs					
	Width:	16.75"	The 50's diner chair back	3	430.50	412.13	393.75	368.03
	Depth:	21.25"	with decorative chrome pan seat	4	439.16	420.39	401.63	375.35
	Height:	43"	360° swivel with 3° pitch	5	443.49	424.54	405.56	379.02
	Weight:	26 lbs		7	447.83	428.66	409.50	382.67
	Seat Height:	30"		10	455.04	435.57	416.06	388.79
	Seat Size:	14.5" DIA						
	Case Pack:	1 pc/ctn						
1773	Carton Code: A3	Carton Dimension: 18" x 19" x 45"	Carton Weight: 29 lbs					
	Width:	16.75"	Handsome 'kidney' shape padded back	3	459.38	439.69	420.00	392.44
	Depth:	21"	with decorative chrome pan seat	4	468.04	447.96	427.88	399.76
	Height:	42"	360° swivel with 3° pitch	5	472.37	452.10	431.81	403.44
	Weight:	28 lbs		7	476.70	456.23	435.75	407.09
	Seat Height:	30"		10	483.92	463.13	442.31	413.20
	Seat Size:	14.5" DIA						
	Case Pack:	1 pc/ctn						
1781	Carton Code: A3	Carton Dimension: 18" x 19" x 45"	Carton Weight: 31 lbs					
	Width:	16.75"	The 50's retro 4210 diner chair plain back	3	395.81	380.72	365.63	344.49
	Depth:	21.5"	360° swivel with 3° pitch	4	413.14	397.26	381.38	359.14
	Height:	41.5"	Select from 1" pulled seat, 2" box seat or	5	421.80	405.53	389.25	366.47
	Weight:	26 lbs	2" waterfall seat	7	430.46	413.79	397.13	373.79
	Seat Height:	30"	<i>Subtract \$18.38 for 1" pulled seat</i>	10	444.90	427.58	410.25	386.00
	Seat Size:	15" x 15"						
	Case Pack:	1 pc/ctn						
1740	Carton Code: A3	Carton Dimension: 18" x 19" x 45"	Carton Weight: 29 lbs					
	Width:	16.75"	Classic 4220 retro diner chair V back	3	418.69	403.59	388.50	367.37
	Depth:	21.5"	Option to customize in single or dual tone	4	436.01	420.13	404.25	382.02
	Height:	41.5"	360° swivel with 3° pitch	5	444.68	428.40	412.13	389.34
	Weight:	26 lbs	Select from 1" pulled seat, 2" box seat or	7	453.34	436.67	420.00	396.66
	Seat Height:	30"	2" waterfall seat	10	467.78	450.45	433.13	408.87
	Seat Size:	15" x 15"	<i>Subtract \$18.38 for 1" pulled seat</i>					
	Case Pack:	1 pc/ctn						
1742	Carton Code: A3	Carton Dimension: 18" x 19" x 45"	Carton Weight: 29 lbs					

**Custom finish available in seat style, back design and vinyl fabric upholstery*

Richardson Seating Corp.

BAR STOOLS | 1700 SERIES

Standard Features

Top commercial quality, heavy duty 18 gauge all-welded umbrella steel frame base
 Deep foam padded seat with 360° swivel or 3° pitch, 360° swivel
 Available in chrome finish only with grey nylon glides
 Available in 30" seat height only

Fully Assembled
 FOB: Chicago, IL
 Made In the USA

Dealer List Price Info

Image & Item No.	Product Specifications	Key Features	Dealer List Price Info					
			Fabric Grade	Qty 1-9	Qty 10-19	Qty 20-49	Qty 50+	
	Width:	16.75"	Retro 4240 diner chair button tufted back	3	418.69	403.59	388.50	367.37
	Depth:	21.5"	360° swivel with 3° pitch	4	436.01	420.13	404.25	382.02
	Height:	41.5"	Select from 1" pulled seat, 2" box seat or	5	444.68	428.40	412.13	389.34
	Weight:	26 lbs	2" waterfall seat	7	453.34	436.67	420.00	396.66
	Seat Height:	30"	<i>Subtract \$18.38 for 1" pulled seat</i>	10	467.78	450.45	433.13	408.87
	Seat Size:	15" x 15"						
	Case Pack:	1 pc/ctn						
1743	Carton Code: A3	Carton Dimension: 18" x 19" x 45"	Carton Weight: 29 lbs					
	Width:	16.75"	Stylish 4260 diner chair handle back	3	437.06	421.97	406.88	385.74
	Depth:	21.5"	360° swivel with 3° pitch	4	454.39	438.51	422.63	400.39
	Height:	41.5"	Select from 1" pulled seat, 2" box seat or	5	463.05	446.78	430.50	407.72
	Weight:	26 lbs	2" waterfall seat	7	471.71	455.04	438.38	415.04
	Seat Height:	30"	<i>Subtract \$18.38 for 1" pulled seat</i>	10	486.15	468.83	451.50	427.25
	Seat Size:	15" x 15"						
	Case Pack:	1 pc/ctn						
1746	Carton Code: A3	Carton Dimension: 18" x 19" x 45"	Carton Weight: 29 lbs					
	Width:	18"	Standard bucket seat	3	384.30	368.03	351.75	328.97
	Depth:	18"	Waterfall style box seat	4	401.63	384.56	367.50	343.61
	Height:	41.5"	360° swivel with 3° pitch	5	410.29	392.83	375.38	350.94
	Weight:	26 lbs		7	418.95	401.10	383.25	358.26
	Seat Height:	30"		10	433.39	414.88	396.38	370.47
	Seat Size:	17.5" x 16"						
	Case Pack:	1 pc/ctn						
1730	Carton Code: A3	Carton Dimension: 18" x 19" x 45"	Carton Weight: 29 lbs					
	Width:	18"	Bucket seat with cut-corners	3	384.30	368.03	351.75	328.97
	Depth:	18"	Waterfall style box seat	4	401.63	384.56	367.50	343.61
	Height:	41.5"	360° swivel with 3° pitch	5	410.29	392.83	375.38	350.94
	Weight:	26 lbs		7	418.95	401.10	383.25	358.26
	Seat Height:	30"		10	433.39	414.88	396.38	370.47
	Seat Size:	17.5" x 16"						
	Case Pack:	1 pc/ctn						
1720	Carton Code: A3	Carton Dimension: 18" x 19" x 45"	Carton Weight: 29 lbs					
	Width:	18"	Bucket seat with cut-corners	3	395.85	379.05	362.25	338.73
	Depth:	18"	Cut-out slot for easy reach & clean	4	413.18	395.59	378.00	353.38
	Height:	41.5"	Waterfall style box seat	5	421.84	403.86	385.88	360.70
	Weight:	26 lbs	360° swivel with 3° pitch	7	430.50	412.13	393.75	368.03
	Seat Height:	30"		10	444.94	425.91	406.88	380.23
	Seat Size:	17.5" x 16"						
	Case Pack:	1 pc/ctn						
1732	Carton Code: A3	Carton Dimension: 18" x 19" x 45"	Carton Weight: 29 lbs					

**Custom finish available in seat style, back design and vinyl fabric upholstery*

Richardson Seating Corp.




BAR STOOLS | 1700 SERIES

Standard Features

Top commercial quality, heavy duty 18 gauge all-welded umbrella steel frame base
 Deep foam padded seat with 360° swivel or 3° pitch, 360° swivel
 Available in chrome finish only with grey nylon glides
 Available in 30" seat height only

Fully Assembled
 FOB: Chicago, IL
 Made In the USA

Dealer List Price Info

Image & Item No.	Product Specifications	Key Features	Dealer List Price Info					
			Fabric Grade	Qty 1-9	Qty 10-19	Qty 20-49	Qty 50+	
	Width:	18"	Bucket seat with cut-corners	3	433.39	414.88	396.38	370.47
	Depth:	18"	Elegant exterior diamond button tufting	4	450.71	431.42	412.13	385.11
	Height:	41.5"	Waterfall style box seat	5	459.38	439.69	420.00	392.44
	Weight:	26 lbs	360° swivel with 3° pitch	7	468.04	447.96	427.88	399.76
	Seat Height:	30"		10	482.48	461.74	441.00	411.97
	Seat Size:	17.5" x 16"						
	Case Pack:	1 pc/ctn						
	1735	Carton Code: A3	Carton Dimension: 18" x 19" x 45"	Carton Weight: 29 lbs				
	Width:	18"	Bucket seat with arc shape back	3	387.19	370.78	354.38	331.41
	Depth:	20.5"	Waterfall style box seat	4	404.51	387.32	370.13	346.05
	Height:	43"	360° swivel with 3° pitch	5	413.18	395.59	378.00	353.38
	Weight:	26 lbs		7	421.84	403.86	385.88	360.70
	Seat Height:	30"		10	436.28	417.64	399.00	372.91
	Seat Size:	17.5" x 16"						
	Case Pack:	1 pc/ctn						
	1722	Carton Code: A3	Carton Dimension: 18" x 19" x 45"	Carton Weight: 29 lbs				
	Width:	19"	Bucket seat with mini side arms	3	433.39	414.88	396.38	370.47
	Depth:	20"	Waterfall style box seat	4	450.71	431.42	412.13	385.11
	Height:	42.75"	360° swivel with 3° pitch	5	459.38	439.69	420.00	392.44
	Weight:	27 lbs		7	468.04	447.96	427.88	399.76
	Seat Height:	30"		10	482.48	461.74	441.00	411.97
	Seat Size:	17.5" x 16"						
	Case Pack:	1 pc/ctn						
	1744	Carton Code: A3	Carton Dimension: 18" x 19" x 45"	Carton Weight: 30 lbs				

**Custom finish available in seat style, back design and vinyl fabric upholstery*

Richardson Seating Corp.

BAR STOOLS | 1900 SERIES

Standard Features

Richardson Seating's most affordable and popular bar stool series

Top commercial quality barstool complementing any bar, counter, restaurant or lounge

18 gauge bolted **single** or **double ring construction** with 1" outer metal tube thickness

Standard chrome finish with grey glides and available in 24"H and/or 30"H seat height

Fully Assembled

FOB: Chicago, IL

Made in the USA

**more packing methods available*

Dealer List Price Info

Image & Item No.	Product Specifications	Key Features	Dealer List Price Info						
			Fabric Grade	Qty 1-9	Qty 10-19	Qty 20-49	Qty 50+		
	Width:	16.75"	Most popular & affordable 1900 model Round padded 360° swivel seat Available in chrome or black finish Available in 24"H and 30"H <i>Add \$7.35 for 24"H</i>	3	110.25	99.75	89.25	84.00	
	Depth:	16.75"		4	118.13	107.63	97.13	91.88	
	Height:	30"		5	126.00	115.50	105.00	99.75	
	Weight:	14 lbs		7	133.88	123.38	112.88	107.63	
	Seat Height:	30"		10	149.63	139.13	128.63	123.38	
	Seat Size:	14.25" DIA							
	Case Pack:	1 pc/ctn							
1950	Carton Code: A-15	Carton Dimension: 17" x 17" x 31"H	Carton Weight: 17 lbs						
	Width:	16.75"	Most popular 1900 double ring model Round padded 360° swivel seat Available in chrome or black finish Available in 30" bar height only	3	120.75	110.25	99.75	94.50	
	Depth:	16.75"		4	128.63	118.13	107.63	102.38	
	Height:	30"		5	136.50	126.00	115.50	110.25	
	Weight:	16 lbs		7	144.38	133.88	123.38	118.13	
	Seat Height:	30"		10	160.13	149.63	139.13	133.88	
	Seat Size:	14.25" DIA							
	Case Pack:	1 pc/ctn							
1952	Carton Code: A-15	Carton Dimension: 17" x 17" x 31"H	Carton Weight: 18 lbs						
	Width:	16.75"	Aka 'Mushroom' bar stool Comfy spring cushion 360° swivel seat Available in chrome or black finish Available in 24"H and 30"H <i>Add \$7.35 for 24"H</i>	3	174.75	167.04	159.34	148.55	
	Depth:	16.75"		4	179.08	171.18	163.28	152.21	
	Height:	30"		5	183.41	175.31	167.21	155.88	
	Weight:	16 lbs		7	190.63	182.20	173.78	161.98	
	Seat Height:	30"		10	205.07	195.98	186.90	174.18	
	Seat Size:	16" DIA							
	Case Pack:	1 pc/ctn							
1970	Carton Code: A-15	Carton Dimension: 17" x 17" x 31"H	Carton Weight: 19 lbs						
	Width:	16.75"	Aka 'Mushroom' bar stool in double ring Comfy spring cushion 360° swivel seat Available in chrome or black finish Available in 30" bar height only	3	183.99	175.86	167.74	156.36	
	Depth:	16.75"		4	199.00	190.19	181.39	169.06	
	Height:	30"		5	205.07	195.98	186.90	174.18	
	Weight:	17 lbs		7	211.13	201.77	192.41	179.31	
	Seat Height:	30"		10	221.24	211.42	201.60	187.86	
	Seat Size:	16" DIA							
	Case Pack:	1 pc/ctn							
1975	Carton Code: A-15	Carton Dimension: 17" x 17" x 31"H	Carton Weight: 20 lbs						
	Width:	16.75"	360° swivel upholstered round seat Smooth mirror-like flat chrome pan Available in 24"H and 30"H <i>Add \$7.35 for 24"H</i>	3	171.94	145.69	135.19	124.69	
	Depth:	16.75"		4	179.81	153.56	145.69	132.56	
	Height:	30"		5	183.75	161.44	153.56	140.44	
	Weight:	16 lbs		7	186.38	169.31	161.44	148.31	
	Seat Height:	30"		10	190.31	185.06	174.56	164.06	
	Seat Size:	14.5" DIA							
	Case Pack:	1 pc/ctn							
19715b	Carton Code: A-15	Carton Dimension: 17" x 17" x 31"H	Carton Weight: 19 lbs						

**Custom finish available in seat style, back design and vinyl fabric upholstery*



2545 W. Arthington Street
Chicago, IL 60612
PH: 800-522-1883
FX: 312-829-8337

www.richardsonseating.com
sales@richardsonseating.com

ASI 82365
SAGE 63274
PPAI232090

BAR STOOLS | 1900 SERIES

Standard Features

Richardson Seating's most affordable and popular bar stool series

Top commercial quality barstool complementing any bar, counter, restaurant or lounge

18 gauge bolted **single** or **double ring construction** with 1" outer metal tube thickness

Standard chrome finish with grey glides and available in 24"H and/or 30"H seat height






Fully Assembled

FOB: Chicago, IL

Made in the USA

**more packing methods available*

Dealer List Price Info

Image & Item No.	Product Specifications	Key Features	Dealer List Price Info					
			Fabric Grade	Qty 1-9	Qty 10-19	Qty 20-49	Qty 50+	
	Width:	16.75"	360° swivel upholstered round seat	3	162.75	152.25	141.75	131.25
	Depth:	16.75"	Smooth mirror-like flat chrome pan	4	170.63	160.13	152.25	139.13
	Height:	30"	Double ring construction in chrome finish	5	178.50	168.00	160.13	147.00
	Weight:	17 lbs	Available in 30" bar height only	7	186.38	175.88	168.00	154.88
	Seat Height:	30"		10	202.13	191.63	181.13	170.63
	Seat Size:	14.5" DIA						
	Case Pack:	1 pc/ctn						
1971b	Carton Code:	A-15	Carton Dimension: 17" x 17" x 31"H	Carton Weight: 20 lbs				
	Width:	16.75"	Decorative chrome pan seat	3	171.94	145.69	135.19	124.69
	Depth:	16.75"	Round padded 360° swivel seat	4	179.81	153.56	145.69	132.56
	Height:	30"	Available in 24"H and 30"H	5	183.75	161.44	153.56	140.44
	Weight:	16 lbs	<i>Add \$7.35 for 24"H</i>	7	186.38	169.31	161.44	148.31
	Seat Height:	30"		10	190.31	185.06	174.56	164.06
	Seat Size:	14.5" DIA						
	Case Pack:	1 pc/ctn						
19715	Carton Code:	A-15	Carton Dimension: 17" x 17" x 31"H	Carton Weight: 19 lbs				
	Width:	16.75"	Decorative chrome pan seat	3	178.50	152.25	141.75	131.25
	Depth:	16.75"	Round padded 360° swivel seat	4	186.38	160.13	152.25	139.13
	Height:	30"	Double ring construction in chrome finish	5	190.31	168.00	160.13	147.00
	Weight:	17 lbs	Available in 30" bar height only	7	192.94	175.88	168.00	154.88
	Seat Height:	30"		10	196.88	191.63	181.13	170.63
	Seat Size:	14.5" DIA						
	Case Pack:	1 pc/ctn						
1971	Carton Code:	A-15	Carton Dimension: 17" x 17" x 31"H	Carton Weight: 20 lbs				
	Width:	16.75"	Most affordable 1900 model with back	3	150.94	140.44	129.94	124.69
	Depth:	20"	Round 360° swivel seat with padded back	4	158.81	148.31	137.81	132.56
	Height:	41.5"	Semi-fully assembled	5	166.69	156.19	145.69	140.44
	Weight:	19 lbs	Available in 24"H and 30"H	7	174.56	164.06	153.56	148.31
	Seat Height:	30"	<i>Add \$7.35 for 24"H</i>	10	190.31	179.81	169.31	164.06
	Seat Size:	14.25" DIA						
	Case Pack:	1 pc/ctn						
1957	Carton Code:	A-15	Carton Dimension: 17" x 17" x 31"H	Carton Weight: 22 lbs				
	Width:	16.75"	Popular 1900 series with padded back	3	157.50	147.00	136.50	131.25
	Depth:	20"	Round padded 360° swivel seat	4	165.38	154.88	144.38	139.13
	Height:	41.5"	Semi-fully assembled	5	173.25	162.75	152.25	147.00
	Weight:	20 lbs	Available in 30" bar height only	7	181.13	170.63	160.13	154.88
	Seat Height:	30"		10	196.88	186.38	175.88	170.63
	Seat Size:	14.25" DIA						
	Case Pack:	1 pc/ctn						
1958	Carton Code:	A-15	Carton Dimension: 17" x 17" x 31"H	Carton Weight: 23 lbs				

**Custom finish available in seat style, back design and vinyl fabric upholstery*

Richardson Seating Corp.

BAR STOOLS | 1900 SERIES

Standard Features

Richardson Seating's most affordable and popular bar stool series

Top commercial quality barstool complementing any bar, counter, restaurant or lounge

18 gauge bolted **single** or **double ring construction** with 1" outer metal tube thickness

Standard chrome finish with grey glides and available in 24"H and/or 30"H seat height






Fully Assembled

FOB: Chicago, IL

Made in the USA

**more packing methods available*

Dealer List Price Info

Image & Item No.	Product Specifications	Key Features	Dealer List Price Info					
			Fabric Grade	Qty 1-9	Qty 10-19	Qty 20-49	Qty 50+	
	Width:	16.75"	Decorative chrome pan 360° swivel seat	3	239.53	211.97	205.33	196.48
	Depth:	22"	with upholstered 'V' insert back	4	246.15	218.58	211.76	202.65
	Height:	41.5"	Option to finish in single or dual tone	5	260.03	232.47	225.23	215.57
	Weight:	21 lbs	Available in 24"H and 30"H	7	260.03	232.47	225.23	215.57
	Seat Height:	30"	<i>Add \$7.35 for 24"H</i>	10	260.03	232.47	225.23	215.57
	Seat Size:	14.5"DIA						
	Case Pack:	1 pc/ctn						
1972S	Carton Code:	1972	Carton Dimension: 21" x 22" x 44"H	Carton Weight: 29 lbs				
	Width:	16.75"	Decorative chrome pan 360° swivel seat	3	253.97	226.41	219.77	210.92
	Depth:	22"	with upholstered 'V' insert back	4	260.58	233.02	226.20	217.09
	Height:	41.5"	Option to finish in single or dual tone	5	274.47	246.91	239.66	230.00
	Weight:	22 lbs	Available in 30" bar height only	7	274.47	246.91	239.66	230.00
	Seat Height:	30"		10	274.47	246.91	239.66	230.00
	Seat Size:	14.5"DIA						
	Case Pack:	1 pc/ctn						
1972	Carton Code:	1972	Carton Dimension: 21" x 22" x 44"H	Carton Weight: 30 lbs				
	Width:	17.5"	The latest 1900 series model featuring	3	265.78	238.22	231.58	222.73
	Depth:	18.25"	'kidney' back and hybrid chrome pan seat	4	272.40	244.83	238.01	228.90
	Height:	41.5"	360° swivel with 3° pitch	5	286.28	258.72	251.48	241.82
	Weight:	25 lbs	Available in 24"H and 30"H	7	286.28	258.72	251.48	241.82
	Seat Height:	30"	<i>Add \$7.35 for 24"H</i>	10	286.28	258.72	251.48	241.82
	Seat Size:	14.5" DIA						
	Case Pack:	1 pc/ctn						
1981	Carton Code:	A3	Carton Dimension: 18" x 19" x 45"	Carton Weight: 28 lbs				
	Width:	17.5"	The latest 1900 series model featuring	3	280.22	252.66	246.02	237.17
	Depth:	18.25"	'kidney' back and hybrid chrome pan seat	4	286.83	259.27	252.45	243.34
	Height:	41.5"	360° swivel with 3° pitch	5	300.72	273.16	265.91	256.25
	Weight:	26 lbs	Available in 30" bar height only	7	300.72	273.16	265.91	256.25
	Seat Height:	30"		10	300.72	273.16	265.91	256.25
	Seat Size:	14.5" DIA						
	Case Pack:	1 pc/ctn						
1982	Carton Code:	A3	Carton Dimension: 18" x 19" x 45"	Carton Weight: 29 lbs				
	Width:	16.75"	Decorative chrome pan seat	3	239.53	211.97	205.33	196.48
	Depth:	19"	with strong and durable 2-back posts	4	246.15	218.58	211.76	202.65
	Height:	43"	360° swivel with 3° pitch	5	260.03	232.47	225.23	215.57
	Weight:	23 lbs	Available in 24"H and 30"H	7	260.03	232.47	225.23	215.57
	Seat Height:	30"	<i>Add \$7.35 for 24"H</i>	10	260.03	232.47	225.23	215.57
	Seat Size:	14.5" DIA						
	Case Pack:	1 pc/ctn						
19735	Carton Code:	A3	Carton Dimension: 18" x 19" x 45"	Carton Weight: 26 lbs				

**Custom finish available in seat style, back design and vinyl fabric upholstery*

Richardson Seating Corp.

BAR STOOLS | 1900 SERIES

Standard Features

Richardson Seating's most affordable and popular bar stool series

Top commercial quality barstool complementing any bar, counter, restaurant or lounge

18 gauge bolted **single** or **double ring construction** with 1" outer metal tube thickness

Standard chrome finish with grey glides and available in 24"H and/or 30"H seat height

Fully Assembled

FOB: Chicago, IL

Made in the USA

**more packing methods available*

Dealer List Price Info

Image & Item No.	Product Specifications	Key Features	Dealer List Price Info					
			Fabric Grade	Qty 1-9	Qty 10-19	Qty 20-49	Qty 50+	
	Width:	16.75"	Decorative chrome pan seat	3	253.97	226.41	219.77	210.92
	Depth:	19"	with strong and durable 2-back posts	4	260.58	233.02	226.20	217.09
	Height:	43"	360° swivel with 3° pitch	5	274.47	246.91	239.66	230.00
	Weight:	24 lbs	Available in 30" bar height only	7	274.47	246.91	239.66	230.00
	Seat Height:	30"		10	274.47	246.91	239.66	230.00
	Seat Size:	14.5" DIA						
	Case Pack:	1 pc/ctn						
1973	Carton Code: A3	Carton Dimension: 18" x 19" x 45"	Carton Weight: 27 lbs					
	Width:	16.75"	Comfy spring cushion 360° swivel seat	3	261.37	249.74	238.09	221.79
	Depth:	22"	'Mushroom' seat with padded back	4	278.70	266.28	253.84	236.43
	Height:	41.5"	Optional 'V' insert back available	5	287.36	274.55	261.71	243.76
	Weight:	20 lbs	Available in 24"H and 30"H	7	296.02	282.82	269.59	251.08
	Seat Height:	30"	<i>Add \$7.35 for 24"H</i>	10	310.46	296.60	282.71	263.29
	Seat Size:	16" DIA						
	Case Pack:	1 pc/ctn						
19775	Carton Code: 1972	Carton Dimension: 21" x 22" x 44"H	Carton Weight: 28 lbs					
	Width:	16.75"	Comfy spring cushion 360° swivel seat	3	275.81	263.52	251.21	233.99
	Depth:	22"	'Mushroom' seat with padded back	4	293.13	280.06	266.96	248.64
	Height:	41.5"	Optional 'V' insert back available	5	301.80	288.33	274.84	255.96
	Weight:	21 lbs	Available in 30" bar height only	7	310.46	296.60	282.71	263.29
	Seat Height:	30"		10	324.90	310.38	295.84	275.49
	Seat Size:	16" DIA						
	Case Pack:	1 pc/ctn						
1977	Carton Code: 1972	Carton Dimension: 21" x 22" x 44"H	Carton Weight: 29 lbs					
	Width:	16.75"	Retro 4210 diner chair plain back	3	226.67	199.11	192.86	184.54
	Depth:	19"	360° swivel with 3° pitch	4	233.02	205.35	198.92	190.34
	Height:	43.5"	Available in 24"H and 30"H	5	245.96	218.43	211.60	202.49
	Weight:	26 lbs	Select from 1" pulled seat, 2" box seat or	7	245.96	218.43	211.60	202.49
	Seat Height:	30"	2" waterfall seat	10	245.96	218.43	211.60	202.49
	Seat Size:	15" x 15"	<i>Subtract \$18.38 for 1" pulled seat</i>					
	Case Pack:	1 pc/ctn	<i>Add \$7.35 for 24"H</i>					
1941	Carton Code: A3	Carton Dimension: 18" x 19" x 45"	Carton Weight: 29 lbs					
	Width:	16.75"	Retro 4210 diner chair plain back	3	241.11	213.54	207.30	198.98
	Depth:	19"	360° swivel with 3° pitch	4	247.46	219.79	213.36	204.78
	Height:	43.5"	Available in 30" bar height only	5	260.40	232.86	226.04	216.93
	Weight:	27 lbs	Select from 1" pulled seat, 2" box seat or	7	260.40	232.86	226.04	216.93
	Seat Height:	30"	2" waterfall seat	10	260.40	232.86	226.04	216.93
	Seat Size:	15" x 15"	<i>Subtract \$18.38 for 1" pulled seat</i>					
	Case Pack:	1 pc/ctn						
1942	Carton Code: A3	Carton Dimension: 18" x 19" x 45"	Carton Weight: 30 lbs					

**Custom finish available in seat style, back design and vinyl fabric upholstery*

Richardson Seating Corp.

BAR STOOLS | 1900 SERIES

Standard Features

Richardson Seating's most affordable and popular bar stool series

Top commercial quality barstool complementing any bar, counter, restaurant or lounge

18 gauge bolted **single** or **double ring construction** with 1" outer metal tube thickness

Standard chrome finish with grey glides and available in 24"H and/or 30"H seat height






Fully Assembled

FOB: Chicago, IL

Made in the USA

**more packing methods available*

Dealer List Price Info

Image & Item No.	Product Specifications	Key Features	Dealer List Price Info					
			Fabric Grade	Qty 1-9	Qty 10-19	Qty 20-49	Qty 50+	
	Width:	16.75"	Classic 4220 diner chair V back	3	241.11	213.54	207.30	198.98
	Depth:	19"	Option to customize in single or dual tone	4	247.46	219.79	213.36	204.78
	Height:	43.5"	360° swivel with 3° pitch	5	260.40	232.86	226.04	216.93
	Weight:	26 lbs	Available in 24"H and 30"H	7	260.40	232.86	226.04	216.93
	Seat Height:	30"	Select from 1" pulled seat, 2" box seat or	10	260.40	232.86	226.04	216.93
	Seat Size:	15" x 15"	2" waterfall seat					
	Case Pack:	1 pc/ctn	<i>Subtract \$18.38 for 1" pulled seat</i> <i>Add \$7.35 for 24"H</i>					
	1943	Carton Code: A3	Carton Dimension: 18" x 19" x 45"	Carton Weight: 29 lbs				
	Width:	16.75"	Classic 4220 diner chair V back	3	255.54	227.98	221.73	213.41
	Depth:	19"	Option to customize in single or dual tone	4	261.90	234.23	227.80	219.21
	Height:	43.5"	360° swivel with 3° pitch	5	274.84	247.30	240.48	231.37
	Weight:	27 lbs	Available in 30" bar height only	7	274.84	247.30	240.48	231.37
	Seat Height:	30"	Select from 1" pulled seat, 2" box seat or	10	274.84	247.30	240.48	231.37
	Seat Size:	15" x 15"	2" waterfall seat					
	Case Pack:	1 pc/ctn	<i>Subtract \$18.38 for 1" pulled seat</i>					
	1944	Carton Code: A3	Carton Dimension: 18" x 19" x 45"	Carton Weight: 30 lbs				
	Width:	16.75"	Retro 4240 diner chair button tufted back	3	241.11	213.54	207.30	198.98
	Depth:	19"	360° swivel with 3° pitch	4	247.46	219.79	213.36	204.78
	Height:	43.5"	Available in 24"H and 30"H	5	260.40	232.86	226.04	216.93
	Weight:	26 lbs	Select from 1" pulled seat, 2" box seat or	7	260.40	232.86	226.04	216.93
	Seat Height:	30"	2" waterfall seat	10	260.40	232.86	226.04	216.93
	Seat Size:	15" x 15"	<i>Subtract \$18.38 for 1" pulled seat</i> <i>Add \$7.35 for 24"H</i>					
	Case Pack:	1 pc/ctn						
	1945	Carton Code: A3	Carton Dimension: 18" x 19" x 45"	Carton Weight: 29 lbs				
	Width:	16.75"	Retro 4240 diner chair button tufted back	3	255.54	227.98	221.73	213.41
	Depth:	19"	360° swivel with 3° pitch	4	261.90	234.23	227.80	219.21
	Height:	43.5"	Available in 30" bar height only	5	274.84	247.30	240.48	231.37
	Weight:	27 lbs	Select from 1" pulled seat, 2" box seat or	7	274.84	247.30	240.48	231.37
	Seat Height:	30"	2" waterfall seat	10	274.84	247.30	240.48	231.37
	Seat Size:	15" x 15"	<i>Subtract \$18.38 for 1" pulled seat</i>					
	Case Pack:	1 pc/ctn						
	1946	Carton Code: A3	Carton Dimension: 18" x 19" x 45"	Carton Weight: 30 lbs				
	Width:	16.75"	Stylish 4260 diner chair handle back	3	250.29	222.73	216.48	208.16
	Depth:	19"	Option to customize in single or dual tone	4	256.65	228.98	222.55	213.96
	Height:	43.5"	360° swivel with 3° pitch	5	269.59	242.05	235.23	226.12
	Weight:	26 lbs	Available in 24"H and 30"H	7	269.59	242.05	235.23	226.12
	Seat Height:	30"	Select from 1" pulled seat, 2" box seat or	10	269.59	242.05	235.23	226.12
	Seat Size:	15" x 15"	2" waterfall seat					
	Case Pack:	1 pc/ctn	<i>Subtract \$18.38 for 1" pulled seat</i> <i>Add \$7.35 for 24"H</i>					
	1947	Carton Code: A3	Carton Dimension: 18" x 19" x 45"	Carton Weight: 29 lbs				

**Custom finish available in seat style, back design and vinyl fabric upholstery*

Richardson Seating Corp.


Standard Features

Richardson Seating's most affordable and popular bar stool series
 Top commercial quality barstool complementing any bar, counter, restaurant or lounge
 18 gauge bolted **single** or **double ring construction** with 1" outer metal tube thickness
 Standard chrome finish with grey glides and available in 24"H and/or 30"H seat height

Fully Assembled
 FOB: Chicago, IL
 Made in the USA

**more packing methods available*

Dealer List Price Info

Image & Item No.	Product Specifications	Key Features	Dealer List Price Info				
			Fabric Grade	Qty 1-9	Qty 10-19	Qty 20-49	Qty 50+
	Width: 16.75"	Stylish 4260 diner chair handle back	3	264.73	237.17	230.92	222.60
	Depth: 19"	Option to customize in single or dual tone	4	271.08	243.42	236.99	228.40
	Height: 43.5"	360° swivel with 3° pitch	5	284.03	256.49	249.66	240.56
	Weight: 27 lbs	Available in 30" bar height only	7	284.03	256.49	249.66	240.56
	Seat Height: 30"	Select from 1" pulled seat, 2" box seat or	10	284.03	256.49	249.66	240.56
	Seat Size: 15" x 15"	2" waterfall seat					
	Case Pack: 1 pc/ctn	<i>Subtract \$18.38 for 1" pulled seat</i>					
1948	Carton Code: A3	Carton Dimension: 18" x 19" x 45"	Carton Weight: 30 lbs				

**Custom finish available in seat style, back design and vinyl fabric upholstery*






BAR STOOLS | 2200 SERIES

Standard Features

Top commercial quality heavy duty 18 gauge all-welded pyramid steel frame base
 Standard black frame finish with chrome footrest and glides
 Fully assembled 360° swivel or 360° swivel with 3° pitch
 Brass footrest and glides available for extra cost

FOB: Chicago, IL
 Made In the USA

Dealer List Price Info

Image & Item No.	Product Specifications	Key Features	Dealer List Price Info					
			Fabric Grade	Qty 1-9	Qty 10-19	Qty 20-49	Qty 50+	
	Width:	17"	Double padded, extra wide round seat	3	263.39	252.63	241.84	226.75
	Depth:	17"	Swivels 360°	4	280.72	269.17	257.59	241.40
	Height:	30"	<i>Add \$26.25 for chrome finish</i>	5	289.38	277.44	265.47	248.72
	Weight:	22 lbs	<i>Add \$39.38 for brass footrest and glides</i>	7	298.04	285.71	273.34	256.04
	Seat Height:	30"		10	312.48	299.49	286.47	268.25
	Seat Size:	16" DIA						
	Case Pack:	1 pc/ctn						
2225	Carton Code:	Target ST	Carton Dimension: 19" x 19" x 31"	Carton Weight: 25 lbs				
	Width:	17"	Popular, stylish chrome pan round seat	3	255.99	245.54	235.10	220.47
	Depth:	17"	Swivels 360°	4	273.32	262.08	250.85	235.12
	Height:	30"	<i>Add \$26.25 for chrome finish</i>	5	281.98	270.35	258.72	242.45
	Weight:	19 lbs	<i>Add \$39.38 for brass footrest and glides</i>	7	290.64	278.62	266.60	249.77
	Seat Height:	30"		10	305.08	292.40	279.72	261.98
	Seat Size:	14.5" DIA						
	Case Pack:	1 pc/ctn						
2227	Carton Code:	Target ST	Carton Dimension: 19" x 19" x 31"	Carton Weight: 22 lbs				
	Width:	17"	Retro style upholstered back with	3	317.42	304.19	290.96	272.42
	Depth:	22"	2-back post with chrome pan seat	4	334.74	320.72	306.71	287.07
	Height:	42"	360° swivel seat with 3° pitch	5	343.40	328.99	314.58	294.39
	Weight:	25 lbs	<i>Add \$26.25 for chrome finish</i>	7	352.07	337.26	322.46	301.72
	Seat Height:	30"	<i>Add \$39.38 for brass footrest and glides</i>	10	366.50	351.04	335.58	313.92
	Seat Size:	14.5" DIA						
	Case Pack:	1 pc/ctn						
2272	Carton Code:	2510	Carton Dimension: 21" x 21" x 44"	Carton Weight: 28lbs				
	Width:	17"	Retro diner chair back with durable	3	338.73	324.53	310.33	290.43
	Depth:	21.5"	2-back post with chrome pan seat	4	356.06	341.07	326.08	305.08
	Height:	43"	360° swivel seat with 3° pitch	5	364.72	349.34	333.96	312.40
	Weight:	26 lbs	<i>Add \$26.25 for chrome finish</i>	7	373.38	357.60	341.83	319.73
	Seat Height:	30"	<i>Add \$39.38 for brass footrest and glides</i>	10	387.82	371.39	354.95	331.93
	Seat Size:	14.5" DIA						
	Case Pack:	1 pc/ctn						
2273	Carton Code:	2510	Carton Dimension: 20" x 21" x 44"H	Carton Weight: 29 lbs				
	Width:	17"	Handsome upholstered kidney back with	3	367.61	352.09	336.58	314.84
	Depth:	20"	2-back post with chrome pan seat	4	384.93	368.63	352.33	329.49
	Height:	42"	<i>Add \$26.25 for chrome finish</i>	5	393.59	376.90	360.20	336.81
	Weight:	28 lbs	<i>Add \$39.38 for brass footrest and glides</i>	7	402.26	385.17	368.08	344.14
	Seat Height:	30"		10	416.69	398.95	381.20	356.34
	Seat Size:	14.5" DIA						
	Case Pack:	1 pc/ctn						
2281	Carton Code:	2510	Carton Dimension: 20" x 21" x 44"H	Carton Weight: 31 lbs				

**Custom finish available in vinyl fabric and metal frame*



2545 W. Arthington Street
 Chicago, IL 60612
 PH: 800-522-1883
 FX: 312-829-8337

www.richardsonseating.com
sales@richardsonseating.com

ASI 82365
 SAGE 63274
 PPAI232090






BAR STOOLS | 2200 SERIES

Standard Features

Top commercial quality heavy duty 18 gauge all-welded pyramid steel frame base
 Standard black frame finish with chrome footrest and glides
 Fully assembled 360° swivel or 360° swivel with 3° pitch
 Brass footrest and glides available for extra cost

FOB: Chicago, IL
 Made In the USA

Dealer List Price Info

Image & Item No.	Product Specifications	Key Features	Dealer List Price Info					
			Fabric Grade	Qty 1-9	Qty 10-19	Qty 20-49	Qty 50+	
	Width:	17"	The 50's stack chair back	3	346.42	331.85	317.31	296.94
	Depth:	20"	Upholstered back with 2" waterfall seat	4	363.75	348.39	333.06	311.59
	Height:	43.75"	360° swivel seat with 3° pitch	5	372.41	356.66	340.94	318.91
	Weight:	24 lbs	<i>Add \$26.25 for chrome finish</i>	7	378.18	362.17	346.19	323.79
	Seat Height:	29"	<i>Add \$39.38 for brass footrest and glides</i>	10	392.62	375.95	359.31	336.00
	Seat Size:	15" x 15"						
	Case Pack:	1 pc/ctn						
2210	Carton Code:	2510	Carton Dimension: 20" x 21" x 44"H	Carton Weight: 27 lbs				
	Width:	17"	The 50's stack chair back	3	366.11	350.67	335.21	313.58
	Depth:	20"	Upholstered back with vertical channels	4	383.43	367.21	350.96	328.23
	Height:	43.75"	2" waterfall seat	5	392.10	375.48	358.84	335.55
	Weight:	24 lbs	360° swivel seat with 3° pitch	7	400.76	383.75	366.71	342.88
	Seat Height:	29"	<i>Add \$26.25 for chrome finish</i>	10	415.20	397.53	379.84	355.08
	Seat Size:	15" x 15"	<i>Add \$39.38 for brass footrest and glides</i>					
	Case Pack:	1 pc/ctn						
2240	Carton Code:	2510	Carton Dimension: 20" x 21" x 44"H	Carton Weight: 27 lbs				
	Width:	17"	The 50's stack chair back	3	359.07	343.93	328.81	307.62
	Depth:	20"	Exterior button tufted, upholstered back	4	373.51	357.71	341.93	319.83
	Height:	43.75"	2" waterfall seat	5	382.17	365.98	349.81	327.15
	Weight:	24 lbs	360° swivel seat with 3° pitch	7	390.84	374.25	357.68	334.48
	Seat Height:	29"	<i>Add \$26.25 for chrome finish</i>	10	405.27	388.03	370.81	346.68
	Seat Size:	15" x 15"	<i>Add \$39.38 for brass footrest and glides</i>					
	Case Pack:	1 pc/ctn						
2250	Carton Code:	2510	Carton Dimension: 20" x 21" x 44"H	Carton Weight: 27 lbs				
	Width:	18.5"	Deeply padded standard bucket seat	3	335.21	321.17	307.13	287.46
	Depth:	18"	360° swivel seat with 3° pitch	4	352.54	337.71	322.88	302.11
	Height:	43.25"	<i>Add \$26.25 for chrome finish</i>	5	361.20	345.98	330.75	309.44
	Weight:	28 lbs	<i>Add \$39.38 for brass footrest and glides</i>	7	369.86	354.24	338.63	316.76
	Seat Height:	30"		10	384.30	368.03	351.75	328.97
	Seat Size:	17.5" x 16"						
	Case Pack:	1 pc/ctn						
2280	Carton Code:	2510	Carton Dimension: 20" x 21" x 44"H	Carton Weight: 31 lbs				
	Width:	18.5"	Comfy, deeply padded bucket seat	3	430.50	412.13	393.75	368.03
	Depth:	18"	Exterior diamond button tufted back	4	447.83	428.66	409.50	382.67
	Height:	43.25"	360° swivel seat with 3° pitch	5	453.60	434.18	414.75	387.56
	Weight:	28 lbs	<i>Add \$26.25 for chrome finish</i>	7	462.26	442.44	422.63	394.88
	Seat Height:	30"	<i>Add \$39.38 for brass footrest and glides</i>	10	476.70	456.23	435.75	407.09
	Seat Size:	17.5" x 16"						
	Case Pack:	1 pc/ctn						
2285	Carton Code:	2510	Carton Dimension: 20" x 21" x 44"H	Carton Weight: 31 lbs				

**Custom finish available in vinyl fabric and metal frame*

Richardson Seating Corp.





BAR STOOLS | 2200 SERIES

Standard Features

Top commercial quality heavy duty 18 gauge all-welded pyramid steel frame base
 Standard black frame finish with chrome footrest and glides
 Fully assembled 360° swivel or 360° swivel with 3° pitch
 Brass footrest and glides available for extra cost

FOB: Chicago, IL
 Made In the USA

Dealer List Price Info

Image & Item No.	Product Specifications	Key Features	Dealer List Price Info					
			Fabric Grade	Qty 1-9	Qty 10-19	Qty 20-49	Qty 50+	
	Width:	18.5"	Comfy, deeply padded bucket seat	3	433.39	414.88	396.38	370.47
	Depth:	18"	Exterior diamond button tufted back	4	450.71	431.42	412.13	385.11
	Height:	43.25"	with easy to clean 'cut-out' slot	5	459.38	439.69	420.00	392.44
	Weight:	28 lbs	360° swivel seat with 3° pitch	7	468.04	447.96	427.88	399.76
	Seat Height:	30"	<i>Add \$26.25 for chrome finish</i>	10	482.48	461.74	441.00	411.97
	Seat Size:	17.5" x 16"	<i>Add \$39.38 for brass footrest and glides</i>					
	Case Pack:	1 pc/ctn						
2286	Carton Code:	2510	Carton Dimension: 20" x 21" x 44"H	Carton Weight: 31 lbs				
	Width:	18.5"	Comfy, deeply padded bucket seat	3	372.75	357.00	341.25	319.20
	Depth:	18"	Easy to clean 'cut-out' back	4	390.08	373.54	357.00	333.85
	Height:	43.25"	360° swivel seat with 3° pitch	5	398.74	381.81	364.88	341.17
	Weight:	28 lbs	<i>Add \$26.25 for chrome finish</i>	7	407.40	390.08	372.75	348.50
	Seat Height:	30"	<i>Add \$39.38 for brass footrest and glides</i>	10	421.84	403.86	385.88	360.70
	Seat Size:	17.5" x 16"						
	Case Pack:	1 pc/ctn						
2292	Carton Code:	2510	Carton Dimension: 20" x 21" x 44"H	Carton Weight: 31 lbs				
	Width:	18.5"	Comfy, deeply padded bucket seat	3	401.63	384.56	367.50	343.61
	Depth:	18"	Exterior vertical channeled back	4	418.95	401.10	383.25	358.26
	Height:	43.25"	360° swivel seat with 3° pitch	5	427.61	409.37	391.13	365.58
	Weight:	28 lbs	<i>Add \$26.25 for chrome finish</i>	7	436.28	417.64	399.00	372.91
	Seat Height:	30"	<i>Add \$39.38 for brass footrest and glides</i>	10	450.71	431.42	412.13	385.11
	Seat Size:	17.5" x 16"						
	Case Pack:	1 pc/ctn						
2298	Carton Code:	2510	Carton Dimension: 20" x 21" x 44"H	Carton Weight: 31 lbs				
	Width:	18.5"	Deeply padded bucket seat with arc back	3	375.64	359.76	343.88	321.64
	Depth:	18"	360° swivel seat with 3° pitch	4	392.96	376.29	359.63	336.29
	Height:	43.25"	<i>Add \$26.25 for chrome finish</i>	5	401.63	384.56	367.50	343.61
	Weight:	27 lbs	<i>Add \$39.38 for brass footrest and glides</i>	7	410.29	392.83	375.38	350.94
	Seat Height:	30"		10	424.73	406.61	388.50	363.14
	Seat Size:	17.5" x 16"						
	Case Pack:	1 pc/ctn						
2288	Carton Code:	2510	Carton Dimension: 20" x 21" x 44"H	Carton Weight: 30 lbs				


**Custom finish available in vinyl fabric and metal frame*

Richardson Seating Corp.

Standard Features

Heavy duty 19 gauge fully welded steel frame base in 30"H bar height Fully Assembled
 Choose chrome footrest with matching glides or brass footrest with matching ferrule and glides
 Deeply foam padded seat with 360° swivel or auto-return swivel with 3° pitch FOB: Chicago, IL
 Frame finish: **black** or **brown** Made In the USA

Dealer List Price Info

Image & Item No.	Product Specifications	Key Features	Dealer List Price Info						
			Fabric Grade	Qty 1-9	Qty 10-19	Qty 20-49	Qty 50+		
	Width:	17.5"	Comfy, extra wide upholstered round seat with 360° swivel <i>Add \$39.38 for brown finish</i>	3	315.55	302.40	289.25	270.85	
	Depth:	17.5"		4	337.21	323.06	308.94	289.14	
	Height:	30"		5	358.86	343.74	328.62	307.47	
	Weight:	22 lbs		7	380.52	364.40	348.31	325.76	
	Seat Height:	30"		10	402.18	385.09	368.00	344.09	
	Seat Size:	16" DIA							
	Case Pack:	1							
2525	Carton Code: Target ST	Carton Dimension: 19" x 19" x 31"	Carton Weight: 25 lbs						
	Width:	19"	Standard bucket seat bar stool Waterfall style box seat Auto-return swivel with 3° pitch <i>Add \$39.38 for brown finish</i>	3	424.88	406.74	388.63	363.27	
	Depth:	20"		4	446.54	427.43	408.32	381.57	
	Height:	40.5"		5	457.35	437.77	418.16	390.73	
	Weight:	26 lbs		7	468.20	448.09	428.01	399.89	
	Seat Height:	30"		10	486.23	465.33	444.41	415.14	
	Seat Size:	19" x 17"							
	Case Pack:	1 pc/ctn							
2510	Carton Code: 2510	Carton Dimension: 21" x 20" x 44"H	Carton Weight: 29 lbs						
	Width:	19"	Bucket seat with 'cut out' slot on the back Easy to reach and clean Waterfall style box seat Auto-return swivel with 3° pitch <i>Add \$39.38 for brown finish</i>	3	472.45	452.18	431.89	403.49	
	Depth:	20"		4	494.10	472.84	451.58	421.81	
	Height:	40.5"		5	515.76	493.53	471.27	440.11	
	Weight:	26 lbs		7	537.42	514.19	490.95	458.43	
	Seat Height:	30"		10	559.07	534.87	510.64	476.73	
	Seat Size:	19" x 17"							
	Case Pack:	1 pc/ctn							
2502	Carton Code: 2510	Carton Dimension: 21" x 20" x 44"H	Carton Weight: 29 lbs						
	Width:	19"	Interior diamond button tufting Hand crafted roll edges Waterfall style box seat Auto-return swivel with 3° pitch <i>Add \$39.38 for brown finish</i>	3	558.29	534.08	509.91	476.04	
	Depth:	20"		4	579.94	554.77	529.59	494.37	
	Height:	40.5"		5	601.60	575.43	549.28	512.66	
	Weight:	26 lbs		7	623.25	596.11	568.96	530.99	
	Seat Height:	30"		10	644.91	616.77	588.66	549.28	
	Seat Size:	19" x 17"							
	Case Pack:	1 pc/ctn							
2520	Carton Code: 2510	Carton Dimension: 21" x 20" x 44"H	Carton Weight: 29 lbs						
	Width:	19"	Interior vertical channeled back Hand crafted smooth roll edges Waterfall style box seat Auto-return swivel with 3° pitch <i>Add \$39.38 for brown finish</i>	3	583.12	557.79	532.48	497.04	
	Depth:	20"		4	604.77	210.37	552.17	515.37	
	Height:	40.5"		5	626.43	599.13	571.86	533.66	
	Weight:	26 lbs		7	648.09	619.82	591.54	551.99	
	Seat Height:	30"		10	669.74	640.47	611.23	570.28	
	Seat Size:	19" x 17"							
	Case Pack:	1 pc/ctn							
2522	Carton Code: 2510	Carton Dimension: 21" x 20" x 44"H	Carton Weight: 29 lbs						

**Custom finish available in seat style, back design and vinyl fabric upholstery*



2545 W. Arthington Street
 Chicago, IL 60612
 PH: 800-522-1883
 FX: 312-829-8337

www.richardsonseating.com
sales@richardsonseating.com

ASI 82365
 SAGE 63274
 PPAI232090

Standard Features

Heavy duty 19 gauge fully welded steel frame base in 30"H bar height Fully Assembled
 Choose chrome footrest with matching glides or brass footrest with matching ferrule and glides
 Deeply foam padded seat with 360° swivel or auto-return swivel with 3° pitch FOB: Chicago, IL
 Frame finish: **black** or **brown** Made In the USA

Dealer List Price Info

Image & Item No.	Product Specifications	Key Features	Dealer List Price Info					
			Fabric Grade	Qty 1-9	Qty 10-19	Qty 20-49	Qty 50+	
	Width:	19"	Interior diamond button tufting	3	495.86	474.52	453.18	423.31
	Depth:	20"	Waterfall style box seat	4	517.53	495.21	472.87	441.60
	Height:	40.5"	Auto-return swivel with 3° pitch	5	539.18	515.87	492.56	459.93
	Weight:	26 lbs	<i>Add \$39.38 for brown finish</i>	7	560.83	536.55	512.24	478.22
	Seat Height:	30"		10	582.49	557.21	531.93	496.55
	Seat Size:	19" x 17"						
	Case Pack:	1 pc/ctn						
2524	Carton Code: 2510	Carton Dimension: 21"x 20" x 44"H	Carton Weight: 29 lbs					
	Width:	19"	Exterior diamond button tufting	3	510.48	488.49	466.46	435.65
	Depth:	20"	Waterfall style box seat	4	532.14	509.15	486.15	453.97
	Height:	40.5"	Auto-return swivel with 3° pitch	5	553.80	529.83	505.84	472.26
	Weight:	26 lbs	<i>Add \$39.38 for brown finish</i>	7	575.45	550.49	525.53	490.59
	Seat Height:	30"		10	597.11	571.17	545.21	508.88
	Seat Size:	19" x 17"						
	Case Pack:	1 pc/ctn						
2528	Carton Code: 2510	Carton Dimension: 21"x 20" x 44"H	Carton Weight: 29 lbs					
	Width:	19"	Exterior diamond button tufting	3	556.71	532.61	508.49	474.73
	Depth:	20"	Decorative exterior nail head trims	4	578.37	553.27	528.18	493.05
	Height:	40.5"	Waterfall style box seat	5	600.02	573.96	547.86	511.35
	Weight:	26 lbs	Auto-return swivel with 3° pitch	7	621.68	594.62	567.55	529.67
	Seat Height:	30"	<i>Add \$39.38 for brown finish</i>	10	643.34	615.30	587.24	547.97
	Seat Size:	19" x 17"						
	Case Pack:	1 pc/ctn						
2530	Carton Code: 2510	Carton Dimension: 21"x 20" x 44"H	Carton Weight: 29 lbs					
	Width:	20.5"	Exterior diamond button tufting	3	615.41	588.63	561.86	524.37
	Depth:	20"	Hand crafted roll edges	4	637.06	609.32	581.54	542.67
	Height:	40.5"	Waterfall style box seat	5	658.72	629.97	602.54	560.99
	Weight:	27 lbs	Auto-return swivel with 3° pitch	7	680.37	650.66	620.92	579.29
	Seat Height:	30"	<i>Add \$39.38 for brown finish</i>	10	702.03	671.32	640.61	597.61
	Seat Size:	19" x 17"						
	Case Pack:	1 pc/ctn						
2554	Carton Code: 2510	Carton Dimension: 21"x 20" x 44"H	Carton Weight: 30 lbs					
	Width:	19"	Exterior vertical channeled back	3	517.65	495.31	472.97	441.71
	Depth:	20"	Deep foam padded waterfall seat	4	539.31	515.97	492.66	460.01
	Height:	40.5"	Waterfall style box seat	5	560.96	536.66	512.35	478.33
	Weight:	26 lbs	Auto-return swivel with 3° pitch	7	582.62	557.31	532.04	496.62
	Seat Height:	30"	<i>Add \$39.38 for brown finish</i>	10	604.28	578.00	551.72	514.95
	Seat Size:	19" x 17"						
	Case Pack:	1 pc/ctn						
2570	Carton Code: 2510	Carton Dimension: 21"x 20" x 44"H	Carton Weight: 29 lbs					

**Custom finish available in seat style, back design and vinyl fabric upholstery*

Richardson Seating Corp.

Standard Features

Heavy duty 19 gauge fully welded steel frame base in 30"H bar height Fully Assembled
 Choose chrome footrest with matching glides or brass footrest with matching ferrule and glides
 Deeply foam padded seat with 360° swivel or auto-return swivel with 3° pitch FOB: Chicago, IL
 Frame finish: **black or brown** Made In the USA

Dealer List Price Info

Image & Item No.	Product Specifications	Key Features	Dealer List Price Info					
			Fabric Grade	Qty 1-9	Qty 10-19	Qty 20-49	Qty 50+	
	Width:	20.5"	Exterior rolled edges & channeled back	3	588.74	563.17	537.60	501.80
	Depth:	20"	'Arc' shape bucket bar stool	4	610.39	583.85	557.29	520.12
	Height:	40.5"	Waterfall style box seat	5	632.05	604.51	576.98	538.41
	Weight:	26 lbs	Auto-return swivel with 3° pitch	7	653.70	625.20	596.66	556.74
	Seat Height:	30"	<i>Add \$39.38 for brown finish</i>	10	675.36	645.86	616.35	575.03
	Seat Size:	19" x 17"						
	Case Pack:	1 pc/ctn						
2555	Carton Code: 2510	Carton Dimension: 21"x 20" x 44"H	Carton Weight: 29 lbs					
	Width:	19"	Bucket seat with 'crown' shape back	3	476.82	458.68	440.57	415.21
	Depth:	20"	Auto-return swivel with 3° pitch	4	498.48	479.37	460.26	433.51
	Height:	41"	Waterfall style box seat	5	509.29	489.71	470.10	442.67
	Weight:	26 lbs	<i>Add \$39.38 for brown finish</i>	7	520.13	500.03	479.94	451.83
	Seat Height:	30"		10	538.17	517.27	496.35	467.08
	Seat Size:	19" x 17"						
	Case Pack:	1 pc/ctn						
2512	Carton Code: 2510	Carton Dimension: 21"x 20" x 44"H	Carton Weight: 29 lbs					
	Width:	20"	Texas or 'cowboy' style barstool	3	618.40	591.41	564.56	526.89
	Depth:	21"	Decorative exterior nail trims	4	640.05	612.15	584.25	545.19
	Height:	43.5"	Exterior diamond button tufting	5	661.71	632.81	603.93	563.51
	Weight:	29 lbs	Waterfall style box seat	7	683.37	653.49	623.62	581.81
	Seat Height:	30"	Auto-return swivel with 3° pitch	10	705.02	674.15	643.31	600.13
	Seat Size:	19" x 17"	<i>Add \$39.38 for brown finish</i>					
	Case Pack:	1						
2516	Carton Code: 1972	Carton Dimension: 21" x 22" x 44"H	Carton Weight: 32 lbs					
	Width:	20"	Texas or 'cowboy' style barstool	3	583.20	557.87	532.56	497.12
	Depth:	21"	Decorative exterior nail trims	4	604.85	578.55	552.25	515.42
	Height:	43.5"	Waterfall style box seat	5	626.51	599.21	571.94	533.74
	Weight:	29 lbs	Auto-return swivel with 3° pitch	7	648.17	619.89	591.62	552.04
	Seat Height:	30"	<i>Add \$39.38 for brown finish</i>	10	669.82	640.55	611.31	570.36
	Seat Size:	19" x 17"						
	Case Pack:	1						
2518	Carton Code: 1972	Carton Dimension: 21" x 22" x 44"H	Carton Weight: 32 lbs					
	Width:	21.5"	Comfy extra wide bucket seat	3	688.50	662.96	637.39	601.61
	Depth:	20"	Hand sewn roll edges and pipings	4	710.16	683.62	657.08	619.91
	Height:	41"	French seam box seat	5	731.81	704.30	676.77	638.23
	Weight:	27 lbs	Auto-return swivel with 3° pitch	7	753.47	724.96	696.45	656.53
	Seat Height:	30"	<i>Add \$39.38 for brown finish</i>	10	775.12	745.65	716.14	674.85
	Seat Size:	19" x 17"						
	Case Pack:	2510						
2540	Carton Code: 2510	Carton Dimension: 21"x 20" x 44"H	Carton Weight: 31 lbs					




**Custom finish available in seat style, back design and vinyl fabric upholstery*

Richardson Seating Corp.

Standard Features

Heavy duty 19 gauge fully welded steel frame base in 30"H bar height Fully Assembled
 Choose chrome footrest with matching glides or brass footrest with matching ferrule and glides
 Deeply foam padded seat with 360° swivel or auto-return swivel with 3° pitch FOB: Chicago, IL
 Frame finish: **black** or **brown** Made In the USA

Dealer List Price Info

Image & Item No.	Product Specifications	Key Features	Dealer List Price Info				
			Fabric Grade	Qty 1-9	Qty 10-19	Qty 20-49	Qty 50+
 2548	Width: 21.5"	Stylish, comfy extra wide bucket seat	3	708.90	682.41	655.92	618.86
	Depth: 20"	Hand crafted roll edges & button tufting	4	730.55	703.07	675.61	637.15
	Height: 41"	French seam box seat	5	752.21	723.75	695.30	655.48
	Weight: 27 lbs	Auto-return swivel with 3° pitch	7	773.86	744.41	714.99	673.77
	Seat Height: 30"	<i>Add \$39.38 for brown finish</i>	10	795.52	765.10	734.67	692.10
	Seat Size: 19" x 17"						
	Case Pack: 2510						
	Carton Code: 2510	Carton Dimension: 21"x 20" x 44"H	Carton Weight: 31 lbs				
 2550	Width: 21.5"	Comfy extra wide bucket seat	3	632.72	607.45	582.14	546.73
	Depth: 20"	Hand sewn vertical channels & roll edges	4	654.38	628.10	601.83	565.03
	Height: 41"	French seam box seat	5	676.04	648.79	621.52	583.35
	Weight: 27 lbs	Auto-return swivel with 3° pitch	7	697.69	669.45	641.20	601.64
	Seat Height: 30"	<i>Add \$39.38 for brown finish</i>	10	719.35	690.13	660.89	619.97
	Seat Size: 19" x 17"						
	Case Pack: 2510						
	Carton Code: 2510	Carton Dimension: 21"x 20" x 44"H	Carton Weight: 31 lbs				
 2566	Width: 23.75"	Upscale, comfy extra wide bucket seat	3	775.93	745.24	714.58	671.64
	Depth: 22"	Hand crafted roll edges	4	797.58	765.93	734.27	689.96
	Height: 40.5"	Exterior diamond button tufting	5	819.24	786.59	753.96	708.26
	Weight: 31 lbs	French seam box seat	7	840.90	807.27	773.64	726.58
	Seat Height: 30"	Auto-return swivel with 3° pitch	10	862.55	827.93	793.33	744.87
	Seat Size: 20" x 17"	<i>Add \$39.38 for brown finish</i>					
	Case Pack: 1 pc/ctn						
	Carton Code: 6866	Carton Dimension: 25" x 25" x 45"	Carton Weight: 36 lbs				

**Custom finish available in seat style, back design and vinyl fabric upholstery*

Standard Features

Top commercial quality steel pedestal frame with foot ring in chrome finish
 360° swivel or auto-return swivel with 3° pitch
 Rich, hand upholstered vinyl fabrics in various styles and patterns
 Available in 30" bar height only

Fully Assembled
 FOB: Chicago, IL
 Made In the USA

Dealer List Price Info

Image & Item No.	Product Specifications	Key Features	Dealer List Price Info					
			Fabric Grade	Qty 1-9	Qty 10-19	Qty 20-49	Qty 50+	
	Width:	18"	Comfy, extra wide upholstered round seat with 360° swivel	3	509.80	491.40	473.00	447.25
	Depth:	18"	Stationary leveler glides	4	531.46	512.06	492.69	465.54
	Height:	30"		5	553.11	532.74	512.37	483.87
	Weight:	23 lbs		7	574.77	553.40	532.06	502.16
	Seat Height:	30"		10	596.43	574.09	551.75	520.49
	Seat Size:	16" DIA						
	Case Pack:	1 pc/ctn						
2825	Carton Code: Target ST	Carton Dimension: 19" x 19" x 31"	Carton Weight: 26 lbs					
	Width:	19"	Standard bucket seat bar stool	3	655.38	630.37	605.35	570.33
	Depth:	20.5"	Waterfall style box seat	4	677.04	651.05	625.04	588.63
	Height:	40"	Auto-return swivel with 3° pitch	5	698.70	671.71	644.73	606.95
	Weight:	28 lbs	Stationary leveler glides	7	720.35	692.40	664.41	625.25
	Seat Height:	30"		10	742.01	713.06	684.10	643.57
	Seat Size:	19" x 17"						
	Case Pack:	1 pc/ctn						
2810	Carton Code: 2510	Carton Dimension: 21"x 20" x 44"H	Carton Weight: 31 lbs					
	Width:	19"	Bucket seat with 'cut out' slot on the back	3	666.70	641.18	615.64	579.89
	Depth:	20.5"	Easy to reach and clean	4	688.35	661.84	635.33	598.21
	Height:	40"	Auto-return swivel with 3° pitch	5	710.01	682.53	655.02	616.51
	Weight:	28 lbs	Stationary leveler glides	7	731.67	703.19	674.70	634.83
	Seat Height:	30"	Waterfall style box seat	10	753.32	723.87	694.39	653.13
	Seat Size:	19" x 17"						
	Case Pack:	1 pc/ctn						
2802	Carton Code: 2510	Carton Dimension: 21"x 20" x 44"H	Carton Weight: 31 lbs					
	Width:	19"	Interior button tufted bucket seat	3	752.54	723.08	693.66	652.44
	Depth:	20.5"	Hand crafted roll edges	4	774.19	743.77	713.34	670.77
	Height:	40"	Waterfall style box seat	5	795.85	764.43	733.03	689.06
	Weight:	28 lbs	Auto-return swivel with 3° pitch	7	817.50	785.11	752.72	707.39
	Seat Height:	30"	Stationary leveler glides	10	839.16	805.77	772.41	725.68
	Seat Size:	19" x 17"						
	Case Pack:	1 pc/ctn						
2820	Carton Code: 2510	Carton Dimension: 21"x 20" x 44"H	Carton Weight: 31 lbs					
	Width:	19"	Interior vertical channeled back	3	777.37	746.79	716.23	673.44
	Depth:	20.5"	Hand crafted smooth roll edges	4	799.02	767.47	735.92	691.77
	Height:	40"	Waterfall style box seat	5	820.68	788.13	755.61	710.06
	Weight:	28 lbs	Auto-return swivel with 3° pitch	7	842.34	808.82	775.29	728.39
	Seat Height:	30"	Stationary leveler glides	10	863.99	829.47	794.98	746.68
	Seat Size:	19" x 17"						
	Case Pack:	1 pc/ctn						
2822	Carton Code: 2510	Carton Dimension: 21"x 20" x 44"H	Carton Weight: 31 lbs					

**Custom finish available in seat style, back design and vinyl fabric upholstery*



2545 W. Arthington Street
 Chicago, IL 60612
 PH: 800-522-1883
 FX: 312-829-8337

www.richardsonseating.com
sales@richardsonseating.com

ASI 82365
 SAGE 63274
 PPAI232090

Standard Features

Top commercial quality steel pedestal frame with foot ring in chrome finish
 360° swivel or auto-return swivel with 3° pitch
 Rich, hand upholstered vinyl fabrics in various styles and patterns
 Available in 30" bar height only

Fully Assembled
 FOB: Chicago, IL
 Made In the USA

Dealer List Price Info

Image & Item No.	Product Specifications	Key Features	Dealer List Price Info					
			Fabric Grade	Qty 1-9	Qty 10-19	Qty 20-49	Qty 50+	
	Width:	19"	Interior diamond button tufted back	3	690.11	663.52	636.93	599.71
	Depth:	20.5"	Auto-return swivel with 3° pitch	4	711.77	684.21	656.62	618.00
	Height:	40"	Stationary leveler glides	5	733.43	704.87	676.31	636.33
	Weight:	28 lbs	Waterfall style box seat	7	755.08	725.55	695.99	654.62
	Seat Height:	30"		10	776.74	746.21	715.68	672.95
	Seat Size:	19" x 17"						
	Case Pack:	1 pc/ctn						
	2824	Carton Code: 2510	Carton Dimension: 21"x 20" x 44"H	Carton Weight: 31 lbs				
	Width:	19"	Exterior diamond button tufted back	3	704.73	677.49	650.21	612.05
	Depth:	20.5"	Auto-return swivel with 3° pitch	4	726.39	698.15	669.90	630.37
	Height:	40"	Stationary leveler glides	5	748.05	718.83	689.59	648.66
	Weight:	28 lbs	Waterfall style box seat	7	769.70	739.49	709.28	666.99
	Seat Height:	30"		10	791.36	760.17	728.96	685.28
	Seat Size:	19" x 17"						
	Case Pack:	1 pc/ctn						
	2828	Carton Code: 2510	Carton Dimension: 21"x 20" x 44"H	Carton Weight: 31 lbs				
	Width:	19"	Exterior diamond button tufted back	3	750.96	721.61	692.24	651.13
	Depth:	20.5"	Decorative exterior nail head trims	4	772.62	742.27	711.93	669.45
	Height:	40"	Auto-return swivel with 3° pitch	5	794.27	762.96	731.61	687.75
	Weight:	28 lbs	Stationary leveler glides	7	815.93	783.62	751.30	706.07
	Seat Height:	30"	Waterfall style box seat	10	837.59	804.30	770.99	724.37
	Seat Size:	19" x 17"						
	Case Pack:	1 pc/ctn						
	2830	Carton Code: 2510	Carton Dimension: 21"x 20" x 44"H	Carton Weight: 31 lbs				
	Width:	20.5"	Exterior diamond button tufted back	3	809.66	777.63	745.61	700.77
	Depth:	20.5"	Hand crafted roll edges	4	831.31	798.32	765.29	719.07
	Height:	40"	Auto-return swivel with 3° pitch	5	852.97	818.97	784.98	737.39
	Weight:	28 lbs	Stationary leveler glides	7	874.62	839.66	804.67	755.69
	Seat Height:	30"	Waterfall style box seat	10	896.28	860.32	824.36	774.01
	Seat Size:	19" x 17"						
	Case Pack:	1 pc/ctn						
	2854	Carton Code: 2510	Carton Dimension: 21"x 20" x 44"H	Carton Weight: 31 lbs				
	Width:	19"	Exterior vertical channeled back	3	711.90	684.31	656.72	618.11
	Depth:	20.5"	Auto-return swivel with 3° pitch	4	733.56	704.97	676.41	636.41
	Height:	40"	Stationary leveler glides	5	755.21	725.66	696.10	654.73
	Weight:	28 lbs	Waterfall style box seat	7	776.87	746.31	715.79	673.02
	Seat Height:	30"		10	798.53	767.00	735.47	691.35
	Seat Size:	19" x 17"						
	Case Pack:	1 pc/ctn						
	2870	Carton Code: 2510	Carton Dimension: 21"x 20" x 44"H	Carton Weight: 31 lbs				

**Custom finish available in seat style, back design and vinyl fabric upholstery*

Richardson Seating Corp.

BAR STOOLS | 2800 SERIES

Standard Features

Top commercial quality steel pedestal frame with foot ring in chrome finish
 360° swivel or auto-return swivel with 3° pitch
 Rich, hand upholstered vinyl fabrics in various styles and patterns
 Available in 30" bar height only

Fully Assembled
 FOB: Chicago, IL
 Made In the USA

Dealer List Price Info

Image & Item No.	Product Specifications	Key Features	Dealer List Price Info					
			Fabric Grade	Qty 1-9	Qty 10-19	Qty 20-49	Qty 50+	
	Width:	20.5"	Exterior vertical channeled back	3	782.99	752.17	721.35	678.20
	Depth:	20.5"	Arc shape bucket seat	4	804.64	772.85	741.04	696.52
	Height:	40"	Auto-return swivel with 3° pitch	5	826.30	793.51	760.73	714.81
	Weight:	27 lbs	Stationary leveler glides	7	847.95	814.20	780.41	733.14
	Seat Height:	30"	Waterfall style box seat	10	869.61	834.86	800.10	751.43
	Seat Size:	19" x 17"						
	Case Pack:	1 pc/ctn						
	2855	Carton Code: 2510	Carton Dimension: 21"x 20" x 44"H	Carton Weight: 30 lbs				
	Width:	19"	Bucket seat with 'crown' shape back	3	669.82	644.81	619.79	584.77
	Depth:	20.5"	Auto-return swivel with 3° pitch	4	691.48	665.49	639.48	603.07
	Height:	41"	Waterfall style box seat	5	713.13	686.15	659.16	621.39
	Weight:	27 lbs		7	734.79	706.83	678.85	639.69
	Seat Height:	30"		10	756.45	727.49	698.54	658.01
	Seat Size:	19" x 17"						
	Case Pack:	1 pc/ctn						
	2812	Carton Code: 2510	Carton Dimension: 21"x 20" x 44"H	Carton Weight: 30 lbs				
	Width:	20"	Texas or 'cowboy' style barstool	3	812.65	780.47	748.31	703.29
	Depth:	21.75"	Decorative exterior nail trims	4	834.30	801.15	768.00	721.59
	Height:	44"	Exterior diamond button tufting	5	855.96	821.81	787.68	739.91
	Weight:	30 lbs	Auto-return swivel with 3° pitch	7	877.62	842.49	807.37	758.21
	Seat Height:	30"	Stationary leveler glides	10	899.27	863.15	827.06	776.53
	Seat Size:	19" x 17"	Waterfall style box seat					
	Case Pack:							
	2816	Carton Code: 1972	Carton Dimension: 21" x 22" x 44"	Carton Weight: 34 lbs				
	Width:	20"	Texas or 'cowboy' style barstool	3	777.45	746.87	716.31	673.53
	Depth:	21.75"	Decorative exterior nail trims	4	799.10	767.55	736.00	691.82
	Height:	44"	Auto-return swivel with 3° pitch	5	820.76	788.21	755.69	710.14
	Weight:	30 lbs	Stationary leveler glides	7	842.42	808.89	775.37	728.44
	Seat Height:	30"	Waterfall style box seat	10	864.07	829.55	795.06	746.76
	Seat Size:	19" x 17"						
	Case Pack:	1 pc/ctn						
	2818	Carton Code: 1972	Carton Dimension: 21" x 22" x 44"	Carton Weight: 34 lbs				
	Width:	21.5"	Comfy bucket seat with roll edges	3	782.75	751.96	721.14	678.01
	Depth:	20"	Deluxe, deeply padded French seam seat	4	804.41	772.62	740.83	696.31
	Height:	40.5"	Auto-return swivel with 3° pitch	5	826.06	793.30	760.52	714.63
	Weight:	29 lbs	Stationary leveler glides	7	847.72	813.96	780.20	732.93
	Seat Height:	30"	French seam box seat	10	869.37	834.65	799.89	751.25
	Seat Size:	19" x 17"						
	Case Pack:	2510						
	2840	Carton Code: 2510	Carton Dimension: 21"x 20" x 44"H	Carton Weight: 33 lbs				

**Custom finish available in seat style, back design and vinyl fabric upholstery*

Richardson Seating Corp.




BAR STOOLS | 2800 SERIES

Standard Features

Top commercial quality steel pedestal frame with foot ring in chrome finish
 360° swivel or auto-return swivel with 3° pitch
 Rich, hand upholstered vinyl fabrics in various styles and patterns
 Available in 30" bar height only

Fully Assembled
 FOB: Chicago, IL
 Made In the USA

Dealer List Price Info

Image & Item No.	Product Specifications	Key Features	Dealer List Price Info					
			Fabric Grade	Qty 1-9	Qty 10-19	Qty 20-49	Qty 50+	
 2848	Width:	21.5"	Exterior button tufted back	3	803.15	771.41	739.67	695.26
	Depth:	20"	Hand crafted roll edges	4	824.80	792.07	759.36	713.55
	Height:	40.5"	Deluxe, deeply padded French seam seat	5	846.46	812.75	779.05	731.88
	Weight:	29 lbs	Auto-return swivel with 3° pitch	7	868.11	833.41	798.74	750.17
	Seat Height:	30"	Stationary leveler glides	10	889.77	854.10	818.42	768.50
	Seat Size:	19" x 17"	French seam box seat					
	Case Pack:	2510						
	Carton Code:	2510	Carton Dimension: 21"x 20" x 44"H	Carton Weight: 33 lbs				
 2850	Width:	21.5"	Exterior vertical channeled back	3	776.97	746.45	715.89	673.13
	Depth:	20"	Deluxe, deeply padded French seam seat	4	798.63	767.10	735.58	691.43
	Height:	40.5"	Auto-return swivel with 3° pitch	5	820.29	787.79	755.27	709.75
	Weight:	29 lbs	Stationary leveler glides	7	841.94	808.45	774.95	728.04
	Seat Height:	30"	French seam box seat	10	863.60	829.13	794.64	746.37
	Seat Size:	19" x 17"						
	Case Pack:	2510						
	Carton Code:	2510	Carton Dimension: 21"x 20" x 44"H	Carton Weight: 33 lbs				
 2866	Width:	23.75"	Stylish, extra wide seat with roll edges	3	895.18	859.24	823.33	773.04
	Depth:	22"	Exterior diamond button tufting	4	916.83	879.93	843.02	791.36
	Height:	41"	French seam box seat	5	938.49	900.59	862.71	809.66
	Weight:	32 lbs	Auto-return swivel with 3° pitch	7	960.15	921.27	882.39	827.98
	Seat Height:	30"	Stationary leveler glides	10	981.80	941.93	902.08	846.27
	Seat Size:	20" x 17"						
	Case Pack:	1 pc/ctn						
	Carton Code:	6866	Carton Dimension: 25" x 25" x 45"	Carton Weight: 37 lbs				

**Custom finish available in seat style, back design and vinyl fabric upholstery*

Richardson Seating Corp.

BAR STOOLS | 6500 SERIES

Standard Features

Slim, hand-turned traditional 'Early American' hardwood base in walnut finish
 Deeply foam padded 360° swivel seat or auto-return swivel seat with 3° pitch
 Bolted brass footrest with glides
 Available in 30" bar height only

Fully Assembled
 FOB: Chicago, IL
 Made in the USA

Dealer List Price Info

Image & Item No.	Product Specifications	Key Features	Dealer List Price Info								
			Fabric Grade	Qty 1-9	Qty 10-19	Qty 20-49	Qty 50+				
	Width:	19.25"	Comfy, extra wide upholstered round seat with 360° swivel	3	484.92	467.64	450.37	426.20			
	Depth:	19.25"		4	519.57	500.72	481.87	455.49			
	Height:	30"		5	536.89	517.26	497.62	470.14			
	Weight:	22 lbs		7	554.22	533.79	513.37	484.79			
	Seat Height:	30"		10	583.09	561.36	539.62	509.20			
	Seat Size:	16" DIA									
Case Pack:	1 pc/ctn										
6525	Carton Code:	2510	Carton Dimension: 20" x 21" x 31"	Carton Weight: 25 lbs							
	Width:	19.25"	Standard bucket seat bar stool	3	619.13	595.74	572.38	539.67			
	Depth:	21"		Waterfall style box seat	4	640.79	616.43	592.07	557.97		
	Height:	40.5"			Auto-return swivel with 3° pitch	5	651.60	626.77	601.91	567.13	
	Weight:	26 lbs				7	663.73	638.35	612.94	577.40	
	Seat Height:	30"				10	680.48	654.33	628.16	591.54	
	Seat Size:	19" x 17"									
Case Pack:	1 pc/ctn										
6510	Carton Code:	2510	Carton Dimension: 20" x 21" x 44"	Carton Weight: 30 lbs							
	Width:	19.25"	Bucket seat with 'cut-out' slot on the back	3	629.40	605.56	581.73	548.36			
	Depth:	21"		Easy to reach and clean	4	651.05	626.25	601.41	566.66		
	Height:	40.5"			Auto-return swivel with 3° pitch	5	661.89	636.56	611.26	575.82	
	Weight:	26 lbs				Waterfall style box seat	7	672.71	646.91	621.10	584.98
	Seat Height:	30"					10	690.77	664.13	637.51	600.23
	Seat Size:	19" x 17"									
Case Pack:	1 pc/ctn										
6502	Carton Code:	2510	Carton Dimension: 20" x 21" x 44"	Carton Weight: 30 lbs							
	Width:	19.25"	Exterior vertical channeled back	3	671.87		646.12	620.34	584.27		
	Depth:	21"		Auto-return swivel with 3° pitch	4	719.51	691.58	663.65	624.54		
	Height:	40.5"			Waterfall style box seat	5	743.35	714.32	685.31	644.70	
	Weight:	26 lbs				7	767.16	737.07	706.97	664.83	
	Seat Height:	30"				10	806.87	774.95	743.06	698.41	
	Seat Size:	19" x 17"									
Case Pack:	1 pc/ctn										
6570	Carton Code:	2510	Carton Dimension: 20" x 21" x 44"	Carton Weight: 30 lbs							
	Width:	19.25"	Bucket seat with interior button tufting	3	709.64	682.16	654.68	616.19			
	Depth:	21"		Hand crafted roll edges	4	744.29	715.23	686.18	645.49		
	Height:	40.5"			Auto-return swivel with 3° pitch	5	761.62	731.77	701.93	660.14	
	Weight:	26 lbs				Waterfall style box seat	7	778.94	748.31	717.68	674.78
	Seat Height:	30"					10	807.82	775.87	743.93	699.20
	Seat Size:	19" x 17"									
Case Pack:	1 pc/ctn										
6520	Carton Code:	2510	Carton Dimension: 20" x 21" x 44"	Carton Weight: 30 lbs							

**Custom finish available in seat style, back design and vinyl fabric upholstery*



2545 W. Arthington Street
 Chicago, IL 60612
 PH: 800-522-1883
 FX: 312-829-8337

www.richardsonseating.com
sales@richardsonseating.com

ASI 82365
 SAGE 63274
 PPAI232090

BAR STOOLS | 6500 SERIES

Standard Features

Slim, hand-turned traditional 'Early American' hardwood base in walnut finish
 Deeply foam padded 360° swivel seat or auto-return swivel seat with 3° pitch
 Bolted brass footrest with glides
 Available in 30" bar height only

Fully Assembled
 FOB: Chicago, IL
 Made in the USA

Dealer List Price Info

Image & Item No.	Product Specifications	Key Features	Dealer List Price Info					
			Fabric Grade	Qty 1-9	Qty 10-19	Qty 20-49	Qty 50+	
	Width:	19.25"	Interior vertical channeled bucket seat	3	731.77	703.26	674.78	634.91
	Depth:	21"	Hand upholstered roll edges	4	766.42	736.34	706.28	664.20
	Height:	40.5"	Auto-return swivel with 3° pitch	5	783.75	752.88	722.03	678.85
	Weight:	26 lbs	Waterfall style box seat	7	801.07	769.41	737.78	693.50
	Seat Height:	30"		10	829.95	796.98	764.03	717.91
	Seat Size:	19" x 17"						
	Case Pack:	1 pc/ctn						
6522	Carton Code: 2510	Carton Dimension: 20" x 21" x 44"	Carton Weight: 30 lbs					
	Width:	19.25"	Interior diamond button tufting	3	651.21	626.38	601.55	566.79
	Depth:	21"	Auto-return swivel with 3° pitch	4	685.86	659.45	633.05	596.09
	Height:	40.5"	Waterfall style box seat	5	703.19	675.99	648.80	610.73
	Weight:	26 lbs		7	720.51	692.53	664.55	625.38
	Seat Height:	30"		10	749.39	720.09	690.80	649.79
	Seat Size:	19" x 17"						
	Case Pack:	1 pc/ctn						
6524	Carton Code: 2510	Carton Dimension: 20" x 21" x 44"	Carton Weight: 30 lbs					
	Width:	19.25"	Exterior diamond button tufting	3	664.34	638.93	613.49	577.89
	Depth:	21"	Auto-return swivel with 3° pitch	4	698.99	672.00	644.99	607.19
	Height:	40.5"	Waterfall style box seat	5	716.31	692.48	660.74	621.84
	Weight:	26 lbs		7	733.64	705.08	676.49	636.48
	Seat Height:	30"		10	762.51	732.64	702.74	660.90
	Seat Size:	19" x 17"						
	Case Pack:	1 pc/ctn						
6528	Carton Code: 2510	Carton Dimension: 20" x 21" x 44"	Carton Weight: 30 lbs					
	Width:	19.25"	Exterior diamond button tufting	3	707.96	680.56	653.15	614.78
	Depth:	21"	Hand crafted brass nail head trims	4	742.61	713.63	684.65	644.07
	Height:	40.5"	Auto-return swivel with 3° pitch	5	759.94	730.17	700.40	658.72
	Weight:	26 lbs	Waterfall style box seat	7	777.26	746.71	716.15	673.37
	Seat Height:	30"		10	806.14	774.27	742.40	697.78
	Seat Size:	19" x 17"						
	Case Pack:	1 pc/ctn						
6530	Carton Code: 2510	Carton Dimension: 20" x 21" x 44"	Carton Weight: 30 lbs					
	Width:	20.75"	Exterior diamond button tufting	3	763.11	733.22	703.29	661.42
	Depth:	21"	Exterior hand crafted roll edges	4	797.76	766.29	734.79	690.72
	Height:	40.5"	Auto-return swivel with 3° pitch	5	815.09	782.83	750.54	705.36
	Weight:	26 lbs	French seam box seat	7	832.41	799.37	766.29	720.01
	Seat Height:	30"		10	861.29	826.93	792.54	744.42
	Seat Size:	19" x 17"						
	Case Pack:	1 pc/ctn						
6534	Carton Code: 2510	Carton Dimension: 20" x 21" x 44"	Carton Weight: 30 lbs					

**Custom finish available in seat style, back design and vinyl fabric upholstery*

Richardson Seating Corp.

BAR STOOLS | 6500 SERIES

Standard Features

Slim, hand-turned traditional 'Early American' hardwood base in walnut finish
 Deeply foam padded 360° swivel seat or auto-return swivel seat with 3° pitch
 Bolted brass footrest with glides
 Available in 30" bar height only

Fully Assembled
 FOB: Chicago, IL
 Made in the USA

Dealer List Price Info

Image & Item No.	Product Specifications	Key Features	Dealer List Price Info					
			Fabric Grade	Qty 1-9	Qty 10-19	Qty 20-49	Qty 50+	
	Width:	20"	Texas or 'cowboy' style bucket seat	3	765.71	735.68	705.65	663.60
	Depth:	22"	Exterior button tufting and nail trims	4	800.36	768.76	737.15	692.90
	Height:	44"	Auto-return swivel with 3° pitch	5	817.69	785.30	752.90	707.54
	Weight:	28 lbs	Waterfall style box seat	7	835.01	801.83	768.65	722.19
	Seat Height:	30"		10	863.89	829.40	794.90	746.60
	Seat Size:	19" x 17"						
	Case Pack:	1 pc/ctn						
	6516	Carton Code: 1972	Carton Dimension: 21" x 22" x 44"	Carton Weight: 32 lbs				
	Width:	20"	Texas or 'cowboy' style bucket seat	3	733.22	704.66	676.10	636.12
	Depth:	22"	Exterior brass nail trims	4	767.87	737.73	707.60	665.41
	Height:	44"	Auto-return swivel with 3° pitch	5	785.19	754.27	723.35	680.06
	Weight:	28 lbs	Waterfall style box seat	7	802.52	770.81	739.10	694.71
	Seat Height:	30"		10	831.39	798.37	765.35	719.12
	Seat Size:	19" x 17"						
	Case Pack:	1 pc/ctn						
	6518	Carton Code: 1972	Carton Dimension: 21" x 22" x 44"	Carton Weight: 32 lbs				
	Width:	20.75"	Bucket seat with arc back	3	737.52	708.75	680.01	639.77
	Depth:	21"	Exterior vertical channels	4	772.17	741.83	711.51	669.06
	Height:	40.5"	Hand upholstered roll edges	5	789.50	758.36	727.26	683.71
	Weight:	25 lbs	Auto-return swivel with 3° pitch	7	806.82	774.90	743.01	698.36
	Seat Height:	30"	Waterfall style box seat	10	835.70	802.46	769.26	722.77
	Seat Size:	19" x 17"						
	Case Pack:	1 pc/ctn						
	6555	Carton Code: 1972	Carton Dimension: 21" x 22" x 44"	Carton Weight: 29 lbs				
	Width:	20"	Bucket seat with 'crown' shape back	3	633.57	609.53	585.51	551.88
	Depth:	21"	Auto-return swivel with 3° pitch	4	655.23	630.21	605.19	570.18
	Height:	41"	Waterfall style box seat	5	666.04	640.55	615.04	579.34
	Weight:	25 lbs		7	678.17	652.13	626.06	589.60
	Seat Height:	30"		10	694.92	668.12	641.29	603.75
	Seat Size:	19" x 17"						
	Case Pack:	1 pc/ctn						
	6512	Carton Code: 2510	Carton Dimension: 20" x 21" x 44"	Carton Weight: 29 lbs				
	Width:	21.5"	Comfy extra wide bucket seat	3	738.70	709.88	681.08	640.76
	Depth:	21"	Hand sewn roll edges and pipings	4	773.35	742.95	712.58	670.06
	Height:	40"	Auto-return swivel with 3° pitch	5	790.68	759.49	728.33	684.71
	Weight:	27 lbs	French seam box seat	7	808.00	776.03	744.08	699.35
	Seat Height:	30"		10	836.88	803.59	770.33	723.77
	Seat Size:	19" x 17"						
	Case Pack:	1 pc/ctn						
	6540	Carton Code: 6866	Carton Dimension: 25" x 25" x 45"	Carton Weight: 32 lbs				

**Custom finish available in seat style, back design and vinyl fabric upholstery*

Richardson Seating Corp.

BAR STOOLS | 6500 SERIES

Standard Features

Slim, hand-turned traditional 'Early American' hardwood base in walnut finish
 Deeply foam padded 360° swivel seat or auto-return swivel seat with 3° pitch
 Bolted brass footrest with glides
 Available in 30" bar height only

Fully Assembled
 FOB: Chicago, IL
 Made in the USA

Dealer List Price Info

Image & Item No.	Product Specifications	Key Features	Dealer List Price Info					
			Fabric Grade	Qty 1-9	Qty 10-19	Qty 20-49	Qty 50+	
 6550	Width:	21.5"	Extra wide bucket seat with vertical	3	733.11	704.58	676.02	636.04
	Depth:	21"	channels on the back's outside	4	767.76	737.65	707.52	665.33
	Height:	40"	Hand crafted roll edges	5	785.09	754.19	723.27	679.98
	Weight:	27 lbs	Auto-return swivel with 3° pitch	7	802.41	770.73	739.02	694.63
	Seat Height:	30"	French seam box seat	10	831.29	798.29	765.27	719.04
	Seat Size:	19" x 17"						
	Case Pack:	1 pc/ctn						
	Carton Code:	6866	Carton Dimension: 25" x 25" x 45"	Carton Weight: 32 lbs				
 6548	Width:	21.5"	Extra wide bucket seat with exterior	3	757.37	727.73	698.07	656.54
	Depth:	21"	button tufting and rolled edges	4	792.02	760.80	729.57	685.83
	Height:	40"	Auto-return swivel with 3° pitch	5	809.34	777.34	745.32	700.48
	Weight:	27 lbs	French seam box seat	7	826.67	793.88	761.07	715.13
	Seat Height:	30"		10	855.54	821.44	787.32	739.54
	Seat Size:	19" x 17"						
	Case Pack:	1 pc/ctn						
	Carton Code:	6866	Carton Dimension: 25" x 25" x 45"	Carton Weight: 32 lbs				
 6560	Width:	23.75"	Extra wide bucket seat with exterior	3	842.00	808.50	775.01	728.10
	Depth:	22"	vertical channelings and rolled edges	4	889.64	853.99	818.32	768.39
	Height:	41"	Auto-return swivel with 3° pitch	5	913.47	876.72	839.97	788.52
	Weight:	30 lbs	French seam box seat	7	937.28	899.46	861.63	808.66
	Seat Height:	30"		10	977.00	937.36	897.72	842.23
	Seat Size:	20" x 17"						
	Case Pack:	1 pc/ctn						
	Carton Code:	6866	Carton Dimension: 25" x 25" x 45"	Carton Weight: 35 lbs				
 6566	Width:	23.75"	Upscale, comfy wide bucket seat	3	842.00	808.50	775.01	728.10
	Depth:	22"	Crown shape backrest with exterior	4	889.64	853.99	818.32	768.39
	Height:	41"	diamond button tufting & roll edges	5	913.47	876.72	839.97	788.52
	Weight:	30 lbs	Auto-return swivel with 3° pitch	7	937.28	899.46	861.63	808.66
	Seat Height:	30"	French seam box seat	10	977.00	937.36	897.72	842.23
	Seat Size:	20" x 17"						
	Case Pack:	1 pc/ctn						
	Carton Code:	6866	Carton Dimension: 25" x 25" x 45"	Carton Weight: 35 lbs				
 6590	Width:	23.5"	Comfy extra wide 'tulip' bucket seat	3	757.37	727.73	698.07	656.54
	Depth:	21"	Auto-return swivel with 3° pitch	4	792.02	760.80	729.57	685.83
	Height:	40.5"	French seam box seat	5	809.34	777.34	745.32	700.48
	Weight:	32 lbs		7	826.67	793.88	761.07	715.13
	Seat Height:	30"		10	855.54	821.44	787.32	739.54
	Seat Size:	20" x 17"						
	Case Pack:	1 pc/ctn						
	Carton Code:	6866	Carton Dimension: 25" x 25" x 45"	Carton Weight: 37 lbs				

**Custom finish available in seat style, back design and vinyl fabric upholstery*



Richardson Seating Corp.

BAR STOOLS | 6500 SERIES

Standard Features

Slim, hand-turned traditional 'Early American' hardwood base in walnut finish
 Deeply foam padded 360° swivel seat or auto-return swivel seat with 3° pitch
 Bolted brass footrest with glides
 Available in 30" bar height only

Fully Assembled
 FOB: Chicago, IL
 Made In the USA

Image & Item No.	Product Specifications	Key Features	Dealer List Price Info					
			Fabric Grade	Qty 1-9	Qty 10-19	Qty 20-49	Qty 50+	
	Width:	22"	Comfy extra wide 5000 club chair back	3	766.03	736.00	705.94	663.86
	Depth:	23.5"	hand upholstered exterior button tufting	4	800.68	769.07	737.44	693.16
	Height:	44"	French seam seat with extended arms	5	818.00	785.61	753.19	707.81
	Weight:	35 lbs	Auto-return swivel with 3° pitch	7	835.33	802.15	768.94	722.45
	Seat Height:	30"		10	864.20	829.71	795.19	746.87
	Seat Size:	20" x 17"						
	Case Pack:	1 pc/ctn						
6595	Carton Code: 6866	Carton Dimension: 25" x 25" x 45"	Carton Weight: 40 lbs					
	Width:	22"	Comfy extra wide 5000 club chair back	3	766.03	736.00	705.94	663.86
	Depth:	23.5"	Exterior button tufting and rolled edges	4	800.68	769.07	737.44	693.16
	Height:	44"	French seam seat with extended arms	5	818.00	785.61	753.19	707.81
	Weight:	35 lbs	Auto-return swivel with 3° pitch	7	835.33	802.15	768.94	722.45
	Seat Height:	30"		10	864.20	829.71	795.19	746.87
	Seat Size:	20" x 17"						
	Case Pack:	1 pc/ctn						
6598	Carton Code: 6866	Carton Dimension: 25" x 25" x 45"	Carton Weight: 40 lbs					

**Custom finish available in seat style, back design and vinyl fabric upholstery*

Richardson Seating Corp.

BAR STOOLS | 6800 SERIES

Standard Features

Thick, hand turned traditional 'Mediterranean' hardwood base in walnut finish
 Deeply foam padded 360° swivel seat or auto-return swivel seat with 3° pitch
 Bolted brass footrest with glides
 Available in 30" bar height only

Fully Assembled
 FOB: Chicago, IL
 Made In the USA

Dealer List Price Info

Image & Item No.	Product Specifications	Key Features	Dealer List Price Info						
			Fabric Grade	Qty 1-9	Qty 10-19	Qty 20-49	Qty 50+		
	Width:	20.75"	Comfy, extra wide upholstered round seat with 360° swivel	3	484.92	467.64	450.37	426.20	
	Depth:	20.75"		4	519.57	500.72	481.87	455.49	
	Height:	30"		5	536.89	517.26	497.62	470.14	
	Weight:	24 lbs		7	554.22	533.79	513.37	484.79	
	Seat Height:	30"		10	583.09	561.36	539.62	509.20	
	Seat Size:	16" DIA							
	Case Pack:	1 pc/ctn							
6825	Carton Code:	1972	Carton Dimension: 20" x 21" x 31"	Carton Weight: 28 lbs					
	Width:	20.75"	Standard bucket seat bar stool Waterfall style box seat Auto-return swivel with 3° pitch	3	619.13	595.74	572.38	539.67	
	Depth:	21"		4	640.79	616.43	592.07	557.97	
	Height:	40"		5	651.60	626.77	601.91	567.13	
	Weight:	28 lbs		7	663.73	638.35	612.94	577.40	
	Seat Height:	30"		10	680.48	654.33	628.16	591.54	
	Seat Size:	19" x 17"							
	Case Pack:	1 pc/ctn							
6810	Carton Code:	1972	Carton Dimension: 20" x 21" x 44"	Carton Weight: 33 lbs					
	Width:	20.75"	Bucket seat with 'cut-out' slot on the back Easy to reach and clean Auto-return swivel with 3° pitch Waterfall style box seat	3	629.40	605.56	581.73	548.36	
	Depth:	21"		4	651.05	626.25	601.41	566.66	
	Height:	40"		5	661.89	636.56	611.26	575.82	
	Weight:	28 lbs		7	672.71	646.91	621.10	584.98	
	Seat Height:	30"		10	690.77	664.13	637.51	600.23	
	Seat Size:	19" x 17"							
	Case Pack:	1 pc/ctn							
6802	Carton Code:	1972	Carton Dimension: 20" x 21" x 44"	Carton Weight: 33 lbs					
	Width:	20.75"	Exterior vertical channeled back Auto-return swivel with 3° pitch Waterfall style box seat	3	671.87	646.12	620.34	584.27	
	Depth:	21"		4	719.51	691.58	663.65	624.54	
	Height:	40"		5	743.35	714.32	685.31	644.70	
	Weight:	28 lbs		7	767.16	737.07	706.97	664.83	
	Seat Height:	30"		10	806.87	774.95	743.06	698.41	
	Seat Size:	19" x 17"							
	Case Pack:	1 pc/ctn							
6870	Carton Code:	1972	Carton Dimension: 20" x 21" x 44"	Carton Weight: 33 lbs					
	Width:	20.75"	Bucket seat with interior button tufting Hand crafted roll edges Auto-return swivel with 3° pitch Waterfall style box seat	3	709.64	682.16	654.68	616.19	
	Depth:	21"		4	744.29	715.23	686.18	645.49	
	Height:	40"		5	761.62	731.77	701.93	660.14	
	Weight:	28 lbs		7	778.94	748.31	717.68	674.78	
	Seat Height:	30"		10	807.82	775.87	743.93	699.20	
	Seat Size:	19" x 17"							
	Case Pack:	1 pc/ctn							
6820	Carton Code:	1972	Carton Dimension: 20" x 21" x 44"	Carton Weight: 33 lbs					

**Custom finish available in seat style, back design and vinyl fabric upholstery*



2545 W. Arthington Street
 Chicago, IL 60612
 PH: 800-522-1883
 FX: 312-829-8337

www.richardsonseating.com
sales@richardsonseating.com

ASI 82365
 SAGE 63274
 PPAI232090

BAR STOOLS | 6800 SERIES

Standard Features

Thick, hand turned traditional 'Mediterranean' hardwood base in walnut finish
 Deeply foam padded 360° swivel seat or auto-return swivel seat with 3° pitch
 Bolted brass footrest with glides
 Available in 30" bar height only

Fully Assembled
 FOB: Chicago, IL
 Made In the USA

Dealer List Price Info

Image & Item No.	Product Specifications	Key Features	Dealer List Price Info					
			Fabric Grade	Qty 1-9	Qty 10-19	Qty 20-49	Qty 50+	
	Width:	20.75"	Interior vertical channeled bucket seat	3	731.77	703.26	674.78	634.91
	Depth:	21"	Hand upholstered roll edges	4	766.42	736.34	706.28	664.20
	Height:	40"	Auto-return swivel with 3° pitch	5	783.75	752.88	722.03	678.85
	Weight:	28 lbs	Waterfall style box seat	7	801.07	769.41	737.78	693.50
	Seat Height:	30"		10	829.95	796.98	764.03	717.91
	Seat Size:	19" x 17"						
	Case Pack:	1 pc/ctn						
	6822	Carton Code: 1972	Carton Dimension: 20" x 21" x 44"	Carton Weight: 33 lbs				
	Width:	20.75"	Interior diamond button tufting	3	651.21	626.38	601.55	566.79
	Depth:	21"	Auto-return swivel with 3° pitch	4	685.86	659.45	633.05	596.09
	Height:	40"	Waterfall style box seat	5	703.19	675.99	648.80	610.73
	Weight:	28 lbs		7	720.51	692.53	664.55	625.38
	Seat Height:	30"		10	749.39	720.09	690.80	649.79
	Seat Size:	19" x 17"						
	Case Pack:	1 pc/ctn						
	6824	Carton Code: 1972	Carton Dimension: 20" x 21" x 44"	Carton Weight: 33 lbs				
	Width:	20.75"	Exterior diamond button tufting	3	664.34	638.93	613.49	577.89
	Depth:	21"	Auto-return swivel with 3° pitch	4	698.99	672.00	644.99	607.19
	Height:	40"	Waterfall style box seat	5	716.31	692.48	660.74	621.84
	Weight:	28 lbs		7	733.64	705.08	676.49	636.48
	Seat Height:	30"		10	762.51	732.64	702.74	660.90
	Seat Size:	19" x 17"						
	Case Pack:	1 pc/ctn						
	6828	Carton Code: 1972	Carton Dimension: 20" x 21" x 44"	Carton Weight: 33 lbs				
	Width:	20.75"	Exterior diamond button tufting	3	707.96	680.56	653.15	614.78
	Depth:	21"	Hand crafted brass nail head trims	4	742.61	713.63	684.65	644.07
	Height:	40"	Auto-return swivel with 3° pitch	5	759.94	730.17	700.40	658.72
	Weight:	28 lbs	Waterfall style box seat	7	777.26	746.71	716.15	673.37
	Seat Height:	30"		10	806.14	774.27	742.40	697.78
	Seat Size:	19" x 17"						
	Case Pack:	1 pc/ctn						
	6830	Carton Code: 1972	Carton Dimension: 20" x 21" x 44"	Carton Weight: 33 lbs				
	Width:	20.75"	Exterior diamond button tufting	3	763.11	733.22	703.29	661.42
	Depth:	21"	Exterior hand crafted roll edges	4	797.76	766.29	734.79	690.72
	Height:	40"	Auto-return swivel with 3° pitch	5	815.09	782.83	750.54	705.36
	Weight:	28 lbs	French seam box seat	7	832.41	799.37	766.29	720.01
	Seat Height:	30"		10	861.29	826.93	792.54	744.42
	Seat Size:	19" x 17"						
	Case Pack:	1 pc/ctn						
	6854	Carton Code: 1972	Carton Dimension: 20" x 21" x 44"	Carton Weight: 33 lbs				

**Custom finish available in seat style, back design and vinyl fabric upholstery*

Richardson Seating Corp.

BAR STOOLS | 6800 SERIES

Standard Features

Thick, hand turned traditional 'Mediterranean' hardwood base in walnut finish
 Deeply foam padded 360° swivel seat or auto-return swivel seat with 3° pitch
 Bolted brass footrest with glides
 Available in 30" bar height only

Fully Assembled
 FOB: Chicago, IL
 Made In the USA

Dealer List Price Info

Image & Item No.	Product Specifications	Key Features	Dealer List Price Info					
			Fabric Grade	Qty 1-9	Qty 10-19	Qty 20-49	Qty 50+	
	Width:	20.25"	Texas or 'cowboy' style bucket seat	3	765.71	735.68	705.65	663.60
	Depth:	22.25"	Exterior button tufting and nail trims	4	800.36	768.76	737.15	692.90
	Height:	44"	Auto-return swivel with 3° pitch	5	817.69	785.30	752.90	707.54
	Weight:	30 lbs	Waterfall style box seat	7	835.01	801.83	768.65	722.19
	Seat Height:	30"		10	863.89	829.40	794.90	746.60
	Seat Size:	19" x 17"						
	Case Pack:	1 pc/ctn						
6816	Carton Code:	1972	Carton Dimension: 20" x 21" x 44"	Carton Weight: 35 lbs				
	Width:	20.25"	Texas or 'cowboy' style bucket seat	3	733.22	704.66	676.10	636.12
	Depth:	22.25"	Exterior brass nail trims	4	767.87	737.73	707.60	665.41
	Height:	44"	Auto-return swivel with 3° pitch	5	785.19	754.27	723.35	680.06
	Weight:	30 lbs	Waterfall style box seat	7	802.52	770.81	739.10	694.71
	Seat Height:	30"		10	831.39	798.37	765.35	719.12
	Seat Size:	19" x 17"						
	Case Pack:	1 pc/ctn						
6818	Carton Code:	1972	Carton Dimension: 20" x 21" x 44"	Carton Weight: 35 lbs				
	Width:	20.75"	Bucket seat with arc back	3	737.52	708.75	680.01	639.77
	Depth:	21"	Exterior vertical channels	4	772.17	741.83	711.51	669.06
	Height:	40"	Hand upholstered roll edges	5	789.50	758.36	727.26	683.71
	Weight:	27 lbs	Auto-return swivel with 3° pitch	7	806.82	774.90	743.01	698.36
	Seat Height:	30"	Waterfall style box seat	10	835.70	802.46	769.26	722.77
	Seat Size:	19" x 17"						
	Case Pack:	1 pc/ctn						
6855	Carton Code:	1972	Carton Dimension: 20" x 21" x 44"	Carton Weight: 32 lbs				
	Width:	21"	Bucket seat with 'crown' shape back	3	633.57	609.53	585.51	551.88
	Depth:	21"	Auto-return swivel with 3° pitch	4	655.23	630.21	605.19	570.18
	Height:	41"	Waterfall style box seat	5	666.04	640.55	615.04	579.34
	Weight:	27 lbs		7	678.17	652.13	626.06	589.60
	Seat Height:	30"		10	694.92	668.12	641.29	603.75
	Seat Size:	19" x 17"						
	Case Pack:	1 pc/ctn						
6812	Carton Code:	1972	Carton Dimension: 20" x 21" x 44"	Carton Weight: 32 lbs				
	Width:	21.5"	Comfy extra wide bucket seat	3	738.70	709.88	681.08	640.76
	Depth:	21"	Hand sewn roll edges and pipings	4	773.35	742.95	712.58	670.06
	Height:	40"	Auto-return swivel with 3° pitch	5	790.68	759.49	728.33	684.71
	Weight:	29 lbs	French seam box seat	7	808.00	776.03	744.08	699.35
	Seat Height:	30"		10	836.88	803.59	770.33	723.77
	Seat Size:	19" x 17"						
	Case Pack:	1 pc/ctn						
6840	Carton Code:	6866	Carton Dimension: 25" x 25" x 45"	Carton Weight: 34 lbs				

**Custom finish available in seat style, back design and vinyl fabric upholstery*

Richardson Seating Corp.

BAR STOOLS | 6800 SERIES

Standard Features

Thick, hand turned traditional 'Mediterranean' hardwood base in walnut finish
 Deeply foam padded 360° swivel seat or auto-return swivel seat with 3° pitch
 Bolted brass footrest with glides
 Available in 30" bar height only

Fully Assembled
 FOB: Chicago, IL
 Made In the USA

Dealer List Price Info

Image & Item No.	Product Specifications	Key Features	Dealer List Price Info					
			Fabric Grade	Qty 1-9	Qty 10-19	Qty 20-49	Qty 50+	
	Width:	21.5"	Extra wide bucket seat with vertical	3	733.11	704.58	676.02	636.04
	Depth:	21"	channels on the back's outside	4	767.76	737.65	707.52	665.33
	Height:	40"	Hand crafted roll edges	5	785.09	754.19	723.27	679.98
	Weight:	29 lbs	Auto-return swivel with 3° pitch	7	802.41	770.73	739.02	694.63
	Seat Height:	30"	French seam box seat	10	831.29	798.29	765.27	719.04
	Seat Size:	19" x 17"						
	Case Pack:	1 pc/ctn						
6850	Carton Code:	6866	Carton Dimension: 25" x 25" x 45"	Carton Weight: 34 lbs				
	Width:	21.5"	Extra wide bucket seat with exterior	3	757.37	727.73	698.07	656.54
	Depth:	21"	button tufting and rolled edges	4	792.02	760.80	729.57	685.83
	Height:	40"	Auto-return swivel with 3° pitch	5	809.34	777.34	745.32	700.48
	Weight:	29 lbs	French seam box seat	7	826.67	793.88	761.07	715.13
	Seat Height:	30"		10	855.54	821.44	787.32	739.54
	Seat Size:	19" x 17"						
	Case Pack:	1 pc/ctn						
6848	Carton Code:	6866	Carton Dimension: 25" x 25" x 45"	Carton Weight: 34 lbs				
	Width:	23.75"	Extra wide bucket seat with exterior	3	842.00	808.50	775.01	728.10
	Depth:	22"	vertical channelings and rolled edges	4	889.64	853.99	818.32	768.39
	Height:	41"	Auto-return swivel with 3° pitch	5	913.47	876.72	839.97	788.52
	Weight:	32 lbs	French seam box seat	7	937.28	899.46	861.63	808.66
	Seat Height:	30"		10	977.00	937.36	897.72	842.23
	Seat Size:	20" x 17"						
	Case Pack:	1 pc/ctn						
6860	Carton Code:	6866	Carton Dimension: 25" x 25" x 45"	Carton Weight: 37 lbs				
	Width:	23.75"	Upscale, comfy wide bucket seat	3	842.00	808.50	775.01	728.10
	Depth:	22"	Crown shape backrest with exterior	4	889.64	853.99	818.32	768.39
	Height:	41"	diamond button tufting & roll edges	5	913.47	876.72	839.97	788.52
	Weight:	32 lbs	Auto-return swivel with 3° pitch	7	937.28	899.46	861.63	808.66
	Seat Height:	30"	French seam box seat	10	977.00	937.36	897.72	842.23
	Seat Size:	20" x 17"						
	Case Pack:	1 pc/ctn						
6866	Carton Code:	6866	Carton Dimension: 25" x 25" x 45"	Carton Weight: 37 lbs				
	Width:	23.5"	Comfy extra wide 'tulip' bucket seat	3	757.37	727.73	698.07	656.54
	Depth:	22"	Auto-return swivel with 3° pitch	4	792.02	760.80	729.57	685.83
	Height:	40.5"	French seam box seat	5	809.34	777.34	745.32	700.48
	Weight:	34 lbs		7	826.67	793.88	761.07	715.13
	Seat Height:	30"		10	855.54	821.44	787.32	739.54
	Seat Size:	20" x 17"						
	Case Pack:	1 pc/ctn						
6890	Carton Code:	6866	Carton Dimension: 25" x 25" x 45"	Carton Weight: 39 lbs				

**Custom finish available in seat style, back design and vinyl fabric upholstery*

Richardson Seating Corp.



BAR STOOLS | 6800 SERIES

Standard Features

Thick, hand turned traditional 'Mediterranean' hardwood base in walnut finish
 Deeply foam padded 360° swivel seat or auto-return swivel seat with 3° pitch
 Bolted brass footrest with glides
 Available in 30" bar height only

Fully Assembled
 FOB: Chicago, IL
 Made In the USA

Dealer List Price Info

Image & Item No.	Product Specifications	Key Features	Dealer List Price Info					
			Fabric Grade	Qty 1-9	Qty 10-19	Qty 20-49	Qty 50+	
	Width:	22"	Comfy extra wide 5000 club chair back	3	766.03	736.00	705.94	663.86
	Depth:	23.5"	hand upholstered exterior button tufting	4	800.68	769.07	737.44	693.16
	Height:	44"	French seam seat with extended arms	5	818.00	785.61	753.19	707.81
	Weight:	36 lbs	Auto-return swivel with 3° pitch	7	835.33	802.15	768.94	722.45
	Seat Height:	30"		10	864.20	829.71	795.19	746.87
	Seat Size:	20" x 17"						
	Case Pack:	1 pc/ctn						
	6895	Carton Code: 6866	Carton Dimension: 25" x 25" x 45"	Carton Weight: 41 lbs				
	Width:	22"	Comfy extra wide 5000 club chair back	3	766.03	736.00	705.94	663.86
	Depth:	23.5"	Exterior button tufting and rolled edges	4	800.68	769.07	737.44	693.16
	Height:	44"	French seam seat with extended arms	5	818.00	785.61	753.19	707.81
	Weight:	36 lbs	Auto-return swivel with 3° pitch	7	835.33	802.15	768.94	722.45
	Seat Height:	30"		10	864.20	829.71	795.19	746.87
	Seat Size:	20" x 17"						
	Case Pack:	1 pc/ctn						
	6898	Carton Code: 6866	Carton Dimension: 25" x 25" x 45"	Carton Weight: 41 lbs				

**Custom finish available in seat style, back design and vinyl fabric upholstery*

Richardson Seating Corp.

Standard Features

Solid, hand turned 'Modern' hardwood base in walnut finish
 Deeply foam padded 360° swivel seat or auto-return swivel seat with 3° pitch
 Bolted brass footrest with matching ferrule and glides
 Available in 30" bar height only

Fully Assembled
 FOB: Chicago, IL
 Made In the USA

Dealer List Price Info

Image & Item No.	Product Specifications	Key Features	Dealer List Price Info					
			Fabric Grade	Qty 1-9	Qty 10-19	Qty 20-49	Qty 50+	
	Width:	19.25"	Comfy, extra wide upholstered round seat with 360° swivel	3	445.54	428.27	411.00	386.82
	Depth:	19.25"		4	480.19	461.34	442.50	416.12
	Height:	30"		5	497.52	477.88	458.25	430.76
	Weight:	22 lbs		7	514.84	494.42	474.00	445.41
	Seat Height:	30"		10	543.72	521.98	500.25	469.82
	Seat Size:	16" DIA						
	Case Pack:	1 pc/ctn						
7025	Carton Code: 2510	Carton Dimension: 20" x 21" x 31"	Carton Weight: 25 lbs					
	Width:	19.25"	Standard bucket seat bar stool	3	579.76	556.37	533.01	500.30
	Depth:	21"	Waterfall style box seat	4	601.41	577.05	552.69	518.60
	Height:	40"	Auto-return swivel with 3° pitch	5	612.23	587.40	562.54	527.76
	Weight:	26 lbs		7	624.36	598.97	573.56	538.02
	Seat Height:	30"		10	641.10	614.96	588.79	552.17
	Seat Size:	19" x 17"						
	Case Pack:	1 pc/ctn						
7010	Carton Code: 2510	Carton Dimension: 20" x 21" x 44"	Carton Weight: 30 lbs					
	Width:	19.25"	Bucket seat with 'cut-out' slot on the back	3	590.02	566.19	542.35	508.99
	Depth:	21"	Easy to reach and clean	4	611.68	586.87	562.04	527.28
	Height:	40"	Auto-return swivel with 3° pitch	5	622.52	597.19	571.88	536.45
	Weight:	26 lbs	Waterfall style box seat	7	633.33	607.53	581.73	545.61
	Seat Height:	30"		10	651.39	624.75	598.13	560.86
	Seat Size:	19" x 17"						
	Case Pack:	1 pc/ctn						
7002	Carton Code: 2510	Carton Dimension: 20" x 21" x 44"	Carton Weight: 30 lbs					
	Width:	19.25"	Exterior vertical channeled back	3	632.49	606.74	580.97	544.90
	Depth:	21"	Auto-return swivel with 3° pitch	4	680.14	652.21	624.28	585.17
	Height:	40"	Waterfall style box seat	5	703.97	674.94	645.93	605.33
	Weight:	26 lbs		7	727.78	697.70	667.59	625.46
	Seat Height:	30"		10	767.50	735.58	703.68	659.03
	Seat Size:	19" x 17"						
	Case Pack:	1 pc/ctn						
7070	Carton Code: 2510	Carton Dimension: 20" x 21" x 44"	Carton Weight: 30 lbs					
	Width:	19.25"	Bucket seat with interior button tufting	3	670.27	642.78	615.30	576.82
	Depth:	21"	Hand crafted roll edges	4	704.92	675.86	646.80	606.11
	Height:	40"	Auto-return swivel with 3° pitch	5	722.24	692.40	662.55	620.76
	Weight:	26 lbs	Waterfall style box seat	7	739.57	708.93	678.30	635.41
	Seat Height:	30"		10	768.44	736.50	704.55	659.82
	Seat Size:	19" x 17"						
	Case Pack:	1 pc/ctn						
7020	Carton Code: 2510	Carton Dimension: 20" x 21" x 44"	Carton Weight: 30 lbs					

**Custom finish available in seat style, back design and vinyl fabric upholstery*



2545 W. Arthington Street
 Chicago, IL 60612
 PH: 800-522-1883
 FX: 312-829-8337

www.richardsonseating.com
sales@richardsonseating.com

ASI 82365
 SAGE 63274
 PPAI232090

BAR STOOLS | 7000 SERIES

Standard Features

Solid, hand turned 'Modern' hardwood base in walnut finish
 Deeply foam padded 360° swivel seat or auto-return swivel seat with 3° pitch
 Bolted brass footrest with matching ferrule and glides
 Available in 30" bar height only

Fully Assembled
 FOB: Chicago, IL
 Made In the USA

Dealer List Price Info

Image & Item No.	Product Specifications	Key Features	Dealer List Price Info					
			Fabric Grade	Qty 1-9	Qty 10-19	Qty 20-49	Qty 50+	
	Width:	19.25"	Interior vertical channeled bucket seat	3	692.40	663.89	635.41	595.53
	Depth:	21"	Hand upholstered roll edges	4	727.05	696.96	666.91	624.83
	Height:	40"	Auto-return swivel with 3° pitch	5	744.37	713.50	682.66	639.48
	Weight:	26 lbs	Waterfall style box seat	7	761.70	730.04	698.41	654.12
	Seat Height:	30"		10	790.57	757.60	724.66	678.54
	Seat Size:	19" x 17"						
	Case Pack:	1 pc/ctn						
7022	Carton Code:	2510	Carton Dimension: 20" x 21" x 44"	Carton Weight: 30 lbs				
	Width:	19.25"	Interior diamond button tufting	3	611.84	587.00	562.17	527.42
	Depth:	21"	Auto-return swivel with 3° pitch	4	646.49	620.08	593.67	556.71
	Height:	40"	Waterfall style box seat	5	663.81	636.62	609.42	571.36
	Weight:	26 lbs		7	681.14	653.15	625.17	586.01
	Seat Height:	30"		10	710.01	680.72	651.42	610.42
	Seat Size:	19" x 17"						
	Case Pack:	1 pc/ctn						
7024	Carton Code:	2510	Carton Dimension: 20" x 21" x 44"	Carton Weight: 30 lbs				
	Width:	19.25"	Exterior diamond button tufting	3	624.96	599.55	574.11	538.52
	Depth:	21"	Auto-return swivel with 3° pitch	4	659.61	632.63	605.61	567.81
	Height:	40"	Waterfall style box seat	5	676.94	653.10	621.36	582.46
	Weight:	26 lbs		7	694.26	665.70	637.11	597.11
	Seat Height:	30"		10	723.14	693.26	663.36	621.52
	Seat Size:	19" x 17"						
	Case Pack:	1 pc/ctn						
7028	Carton Code:	2510	Carton Dimension: 20" x 21" x 44"	Carton Weight: 30 lbs				
	Width:	19.25"	Exterior diamond button tufting	3	668.59	641.18	613.78	575.40
	Depth:	21"	Hand crafted brass nail head trims	4	703.24	674.26	645.28	604.70
	Height:	40"	Auto-return swivel with 3° pitch	5	720.56	690.80	661.03	619.34
	Weight:	26 lbs	Waterfall style box seat	7	737.89	707.33	676.78	633.99
	Seat Height:	30"		10	766.76	734.90	703.03	658.40
	Seat Size:	19" x 17"						
	Case Pack:	1 pc/ctn						
7030	Carton Code:	2510	Carton Dimension: 20" x 21" x 44"	Carton Weight: 30 lbs				
	Width:	20.75"	Exterior diamond button tufting	3	723.74	693.84	663.92	622.05
	Depth:	21"	Exterior hand crafted roll edges	4	758.39	726.92	695.42	651.34
	Height:	40"	Auto-return swivel with 3° pitch	5	775.71	743.45	711.17	665.99
	Weight:	26 lbs	French seam box seat	7	793.04	759.99	726.92	680.64
	Seat Height:	30"		10	821.91	787.55	753.17	705.05
	Seat Size:	19" x 17"						
	Case Pack:	1 pc/ctn						
7054	Carton Code:	2510	Carton Dimension: 20" x 21" x 44"	Carton Weight: 30 lbs				

**Custom finish available in seat style, back design and vinyl fabric upholstery*

Richardson Seating Corp.

BAR STOOLS | 7000 SERIES

Standard Features

Solid, hand turned 'Modern' hardwood base in walnut finish
 Deeply foam padded 360° swivel seat or auto-return swivel seat with 3° pitch
 Bolted brass footrest with matching ferrule and glides
 Available in 30" bar height only

Fully Assembled
 FOB: Chicago, IL
 Made In the USA

Dealer List Price Info

Image & Item No.	Product Specifications	Key Features	Dealer List Price Info					
			Fabric Grade	Qty 1-9	Qty 10-19	Qty 20-49	Qty 50+	
	Width:	20"	Texas or 'cowboy' style bucket seat	3	726.34	696.31	666.28	624.23
	Depth:	22"	Exterior button tufting and nail trims	4	760.99	729.38	697.78	653.52
	Height:	44"	Auto-return swivel with 3° pitch	5	778.31	745.92	713.53	668.17
	Weight:	28 lbs	Waterfall style box seat	7	795.64	762.46	729.28	682.82
	Seat Height:	30"		10	824.51	790.02	755.53	707.23
	Seat Size:	19" x 17"						
	Case Pack:	1 pc/ctn						
7016	Carton Code:	1972	Carton Dimension: 21" x 22" x 44"	Carton Weight: 32 lbs				
	Width:	20"	Texas or 'cowboy' style bucket seat	3	693.84	665.28	636.72	596.74
	Depth:	22"	Exterior brass nail trims	4	728.49	698.36	668.22	626.04
	Height:	44"	Auto-return swivel with 3° pitch	5	745.82	714.89	683.97	640.68
	Weight:	28 lbs	Waterfall style box seat	7	763.14	731.43	699.72	655.33
	Seat Height:	30"		10	792.02	758.99	725.97	679.74
	Seat Size:	19" x 17"						
	Case Pack:	1 pc/ctn						
7018	Carton Code:	1972	Carton Dimension: 21" x 22" x 44"	Carton Weight: 32 lbs				
	Width:	20.75"	Bucket seat with arc back	3	698.15	669.38	640.63	600.39
	Depth:	21"	Exterior vertical channels	4	732.80	702.45	672.13	629.69
	Height:	40"	Hand upholstered roll edges	5	750.12	718.99	687.88	644.33
	Weight:	25 lbs	Auto-return swivel with 3° pitch	7	767.45	735.53	703.63	724.61
	Seat Height:	30"	Waterfall style box seat	10	796.32	763.09	729.88	683.39
	Seat Size:	19" x 17"						
	Case Pack:	1 pc/ctn						
7055	Carton Code:	1972	Carton Dimension: 21" x 22" x 44"	Carton Weight: 29 lbs				
	Width:	20"	Bucket seat with 'crown' shape back	3	594.20	570.15	546.13	512.51
	Depth:	21"	Auto-return swivel with 3° pitch	4	615.85	590.84	565.82	530.80
	Height:	41"	Waterfall style box seat	5	626.67	601.18	575.66	539.96
	Weight:	25 lbs		7	638.79	612.75	586.69	550.23
	Seat Height:	30"		10	655.54	628.74	601.91	564.38
	Seat Size:	19" x 17"						
	Case Pack:	1 pc/ctn						
7012	Carton Code:	1972	Carton Dimension: 21" x 22" x 44"	Carton Weight: 29 lbs				
	Width:	21.5"	Comfy extra wide bucket seat	3	699.33	670.50	641.71	601.39
	Depth:	21"	Hand sewn roll edges and pipings	4	733.98	703.58	673.21	630.68
	Height:	40"	Auto-return swivel with 3° pitch	5	751.30	720.12	688.96	645.33
	Weight:	27 lbs	French seam box seat	7	768.63	736.65	704.71	659.98
	Seat Height:	30"		10	797.50	764.22	730.96	684.39
	Seat Size:	19" x 17"						
	Case Pack:	1 pc/ctn						
7040	Carton Code:	6866	Carton Dimension: 25" x 25" x 45"	Carton Weight: 32 lbs				

**Custom finish available in seat style, back design and vinyl fabric upholstery*

Richardson Seating Corp.

BAR STOOLS | 7000 SERIES

Standard Features

Solid, hand turned 'Modern' hardwood base in walnut finish
 Deeply foam padded 360° swivel seat or auto-return swivel seat with 3° pitch
 Bolted brass footrest with matching ferrule and glides
 Available in 30" bar height only

Fully Assembled
 FOB: Chicago, IL
 Made In the USA

Dealer List Price Info

Image & Item No.	Product Specifications	Key Features	Dealer List Price Info					
			Fabric Grade	Qty 1-9	Qty 10-19	Qty 20-49	Qty 50+	
	Width:	21.5"	Extra wide bucket seat with vertical	3	693.74	665.20	636.64	596.66
	Depth:	21"	channels on the back's outside	4	728.39	698.28	668.14	625.96
	Height:	40"	Hand crafted roll edges	5	745.71	714.81	683.89	640.61
	Weight:	27 lbs	Auto-return swivel with 3° pitch	7	763.04	731.35	699.64	655.25
	Seat Height:	30"	French seam box seat	10	791.91	758.91	725.89	679.67
	Seat Size:	19" x 17"						
	Case Pack:	1 pc/ctn						
7050	Carton Code:	6866	Carton Dimension: 25" x 25" x 45"	Carton Weight: 32 lbs				
	Width:	21.5"	Extra wide bucket seat with exterior	3	717.99	688.35	658.69	617.16
	Depth:	21"	button tufting and rolled edges	4	752.64	721.43	690.19	646.46
	Height:	40"	Auto-return swivel with 3° pitch	5	769.97	737.97	705.94	661.11
	Weight:	27 lbs	French seam box seat	7	787.29	754.50	721.69	675.75
	Seat Height:	30"		10	816.17	782.07	747.94	700.17
	Seat Size:	19" x 17"						
	Case Pack:	1 pc/ctn						
7048	Carton Code:	6866	Carton Dimension: 25" x 25" x 45"	Carton Weight: 32 lbs				
	Width:	23.75"	Extra wide bucket seat with exterior	3	802.62	769.13	735.63	688.72
	Depth:	22"	vertical channelings and rolled edges	4	850.26	814.62	778.94	729.02
	Height:	41"	Auto-return swivel with 3° pitch	5	874.10	837.35	800.60	749.15
	Weight:	30 lbs	French seam box seat	7	897.91	860.08	822.26	769.28
	Seat Height:	30"		10	937.62	897.99	858.35	802.86
	Seat Size:	20" x 17"						
	Case Pack:	1 pc/ctn						
7060	Carton Code:	6866	Carton Dimension: 25" x 25" x 45"	Carton Weight: 35 lbs				
	Width:	23.75"	Upscale, comfy wide bucket seat	3	802.62	769.13	735.63	688.72
	Depth:	22"	Crown shape backrest with exterior	4	850.26	814.62	778.94	729.02
	Height:	41"	diamond button tufting & roll edges	5	874.10	837.35	800.60	749.15
	Weight:	30 lbs	Auto-return swivel with 3° pitch	7	897.91	860.08	822.26	769.28
	Seat Height:	30"	French seam box seat	10	937.62	897.99	858.35	802.86
	Seat Size:	20" x 17"						
	Case Pack:	1 pc/ctn						
7066	Carton Code:	6866	Carton Dimension: 25" x 25" x 45"	Carton Weight: 35 lbs				
	Width:	23.5"	Comfy extra wide 'tulip' bucket seat	3	717.99	688.35	658.69	617.16
	Depth:	21"	Auto-return swivel with 3° pitch	4	752.64	721.43	690.19	646.46
	Height:	40.5"	French seam box seat	5	769.97	737.97	705.94	661.11
	Weight:	33 lbs		7	787.29	754.50	721.69	675.75
	Seat Height:	30"		10	816.17	782.07	747.94	700.17
	Seat Size:	20" x 17"						
	Case Pack:	1 pc/ctn						
7090	Carton Code:	6866	Carton Dimension: 25" x 25" x 45"	Carton Weight: 38 lbs				

**Custom finish available in seat style, back design and vinyl fabric upholstery*

Richardson Seating Corp.



BAR STOOLS | 7000 SERIES

Standard Features

Solid, hand turned 'Modern' hardwood base in walnut finish
 Deeply foam padded 360° swivel seat or auto-return swivel seat with 3° pitch
 Bolted brass footrest with matching ferrule and glides
 Available in 30" bar height only

Fully Assembled
 FOB: Chicago, IL
 Made In the USA

Dealer List Price Info

Image & Item No.	Product Specifications	Key Features	Dealer List Price Info					
			Fabric Grade	Qty 1-9	Qty 10-19	Qty 20-49	Qty 50+	
	Width:	22"	Comfy extra wide 5000 club chair back	3	726.65	696.62	666.57	624.49
	Depth:	23.5"	hand upholstered exterior button tufting	4	761.30	729.70	698.07	653.78
	Height:	44"	French seam seat with extended arms	5	778.63	746.24	713.82	668.43
	Weight:	35 lbs	Auto-return swivel with 3° pitch	7	795.95	762.77	729.57	683.08
	Seat Height:	30"		10	824.83	790.34	755.82	707.49
	Seat Size:	20" x 17"						
	Case Pack:	1 pc/ctn						
7095	Carton Code: 6866	Carton Dimension: 25" x 25" x 45"	Carton Weight: 40 lbs					
	Width:	22"	Comfy extra wide 5000 club chair back	3	726.65	696.62	666.57	624.49
	Depth:	23.5"	Exterior button tufting and rolled edges	4	761.30	729.70	698.07	653.78
	Height:	44"	French seam seat with extended arms	5	778.63	746.24	713.82	668.43
	Weight:	35 lbs	Auto-return swivel with 3° pitch	7	795.95	762.77	729.57	683.08
	Seat Height:	30"		10	824.83	790.34	755.82	707.49
	Seat Size:	20" x 17"						
	Case Pack:	1 pc/ctn						
7098	Carton Code: 6866	Carton Dimension: 25" x 25" x 45"	Carton Weight: 40 lbs					

**Custom finish available in seat style, back design and vinyl fabric upholstery*






Richardson Seating Corp.

Standard Features

Top commercial quality, 50's retro diner chairs
 Comfy and softly foam padded backs and seats
 Fully assembled with 14 gauge all-welded chrome plated steel frame base
 Features a variety of plain, tufted, roll edged, and channeled back styles in hundreds of vinyl fabrics

Ideal for commercial or residential use
 FOB: Chicago, IL
 Made in the USA

Dealer List Price Info

Image & Item No.	Product Specifications	Key Features	Dealer List Price Info					
			Fabric Grade	Qty 1-9	Qty 10-19	Qty 20-49	Qty 50+	
	Width:	15.5"	RSC's most affordable diner chair model	3	163.54	136.00	131.85	127.73
	Depth:	19.5"	Plain back with 1" pulled seat	4	171.81	144.24	140.12	136.00
	Height:	31.5"		5	175.93	148.39	140.12	136.00
	Weight:	17 lbs		7	175.93	148.39	140.12	136.00
	Seat Height:	18"		10	175.93	148.39	140.12	136.00
	Seat Size:	15"x15"						
	Case Pack:	2 pcs/ctn						
4110	Carton Code	50 Stack	Carton Dimension: 18" x 26" x 41"H	Carton Weight: 40 lbs				
	Width:	15.5"	Plain back with 2" box seat	3	182.10	154.56	150.41	146.29
	Depth:	19.5"	<i>Option to substitute with 2" waterfall seat</i>	4	190.37	162.80	158.68	154.56
	Height:	31.5"		5	194.49	166.95	158.68	154.56
	Weight:	18 lbs		7	194.49	166.95	158.68	154.56
	Seat Height:	19"		10	194.49	166.95	158.68	154.56
	Seat Size:	15"x15"						
	Case Pack:	2 pcs/ctn						
4210	Carton Code	50 Stack	Carton Dimension: 18" x 26" x 41"H	Carton Weight: 42 lbs				
	Width:	15.5"	'V' back in dual tone finish shown	3	177.77	150.20	146.08	141.93
	Depth:	19.5"	Select from single or dual tone finish	4	181.89	154.32	150.20	146.08
	Height:	31.5"	1" pulled seat	5	190.16	162.59	158.47	154.32
	Weight:	17 lbs		7	190.16	162.59	158.47	154.32
	Seat Height:	18"		10	190.16	162.59	158.47	154.32
	Seat Size:	15"x15"						
	Case Pack:	2 pcs/ctn						
4120	Carton Code	50 Stack	Carton Dimension: 18" x 26" x 41"H	Carton Weight: 40 lbs				
	Width:	15.5"	'V' back in dual tone finish shown	3	196.32	168.76	164.64	160.49
	Depth:	19.5"	Select from single or dual tone finish	4	200.45	172.88	168.76	164.64
	Height:	31.5"	2" box seat	5	208.71	181.15	177.03	172.88
	Weight:	18 lbs	<i>Option to substitute with 2" waterfall seat</i>	7	208.71	181.15	177.03	172.88
	Seat Height:	19"		10	208.71	181.15	177.03	172.88
	Seat Size:	15"x15"						
	Case Pack:	2 pcs/ctn						
4220	Carton Code	50 Stack	Carton Dimension: 18" x 26" x 41"H	Carton Weight: 42 lbs				
	Width:	15.5"	Wide 'V' back in dual tone finish shown	3	222.63	195.09	190.94	186.82
	Depth:	19.5"	Select from single or dual tone finish	4	226.77	199.21	195.09	190.94
	Height:	31.5"	2" box seat	5	235.02	207.48	203.33	199.21
	Weight:	18 lbs	<i>Option to substitute with 2" waterfall seat</i>	7	235.02	207.48	203.33	199.21
	Seat Height:	19"	<i>Subtract \$18.56 for 1" pulled seat</i>	10	235.02	207.48	203.33	199.21
	Seat Size:	15"x15"						
	Case Pack:	2 pcs/ctn						
4280	Carton Code	50 Stack	Carton Dimension: 18" x 26" x 41"H	Carton Weight: 42 lbs				

**Custom finish available in seat style, back design and vinyl fabric upholstery*



2545 W. Arthington Street
 Chicago, IL 60612
 PH: 800-522-1883
 FX: 312-829-8337

www.richardsonseating.com
sales@richardsonseating.com






ASI 82365
 SAGE 63274
 PPAI232090

DINER CHAIRS | 4100-4200 SERIES

Standard Features

Top commercial quality, 50's retro diner chairs
 Comfy and softly foam padded backs and seats
 Fully assembled with 14 gauge all-welded chrome plated steel frame base
 Features a variety of plain, tufted, roll edged, and channeled back styles in hundreds of vinyl fabrics

Ideal for commercial or residential use
 FOB: Chicago, IL
 Made in the USA

Image & Item No.	Product Specifications	Key Features	Dealer List Price Info					
			Fabric Grade	Qty 1-9	Qty 10-19	Qty 20-49	Qty 50+	
	Width:	15.5"	2" middle button tufting on the back	3	177.77	150.20	146.08	141.93
	Depth:	19.5"	Option to customize any button color	4	181.89	154.32	150.20	146.08
	Height:	31.5"	1" pulled seat	5	190.13	162.59	158.47	154.32
	Weight:	17 lbs		7	190.13	162.59	158.47	154.32
	Seat Height:	18"		10	190.13	162.59	158.47	154.32
	Seat Size:	15"x15"						
	Case Pack:	2 pcs/ctn						
4170	Carton Code	50 Stack	Carton Dimension: 18" x 26" x 41"H	Carton Weight: 40 lbs				
	Width:	15.5"	2" middle button tufting on the back	3	196.32	168.76	164.64	160.49
	Depth:	19.5"	Option to customize any button color	4	200.45	172.88	168.76	164.64
	Height:	31.5"	2" box seat	5	208.69	181.15	177.03	172.88
	Weight:	18 lbs	<i>Option to substitute with 2" waterfall seat</i>	7	208.69	181.15	177.03	172.88
	Seat Height:	19"		10	208.69	181.15	177.03	172.88
	Seat Size:	15"x15"						
	Case Pack:	2 pcs/ctn						
4270	Carton Code	50 Stack	Carton Dimension: 18" x 26" x 41"H	Carton Weight: 42 lbs				
	Width:	16"	Features Crown shaped back	3	237.72	227.19	216.69	201.99
	Depth:	19.5"	Deluxe interior diamond button tufting	4	258.51	247.04	235.59	219.56
	Height:	33"	Option to customize any button color	5	268.62	256.70	244.78	228.11
	Weight:	18 lbs	1" pulled seat	7	268.62	256.70	244.78	228.11
	Seat Height:	19"		10	268.62	256.70	244.78	228.11
	Seat Size:	15"x15"						
	Case Pack:	2 pcs/ctn						
4150	Carton Code	50 Stack	Carton Dimension: 18" x 26" x 41"H	Carton Weight: 41 lbs				
	Width:	16"	Features Crown shaped back	3	256.28	245.75	235.25	220.55
	Depth:	19.5"	Deluxe interior diamond button tufting	4	277.07	265.60	254.15	238.11
	Height:	33"	Option to customize any button color	5	287.18	275.26	263.34	246.67
	Weight:	18 lbs	2" box seat	7	287.18	275.26	263.34	246.67
	Seat Height:	19"	<i>Option to substitute with 2" waterfall seat</i>	10	287.18	275.26	263.34	246.67
	Seat Size:	15"x15"						
	Case Pack:	2 pcs/ctn						
4250	Carton Code	50 Stack	Carton Dimension: 18" x 26" x 41"H	Carton Weight: 43 lbs				
	Width:	15.5"	Deluxe interior diamond button tufting	3	195.33	167.76	163.64	159.50
	Depth:	19.5"	Option to customize any button color	4	203.60	176.03	171.89	164.88
	Height:	31.5"	1" pulled seat	5	211.47	182.81	178.50	171.20
	Weight:	17 lbs		7	211.47	182.81	178.50	171.20
	Seat Height:	18"		10	211.47	182.81	178.50	171.20
	Seat Size:	15"x15"						
	Case Pack:	2 pcs/ctn						
4140	Carton Code	50 Stack	Carton Dimension: 18" x 26" x 41"H	Carton Weight: 40 lbs				

**Custom finish available in seat style, back design and vinyl fabric upholstery*






Richardson Seating Corp.

DINER CHAIRS | 4100-4200 SERIES

Standard Features

Top commercial quality, 50's retro diner chairs
 Comfy and softly foam padded backs and seats
 Fully assembled with 14 gauge all-welded chrome plated steel frame base
 Features a variety of plain, tufted, roll edged, and channeled back styles in hundreds of vinyl fabrics

Ideal for commercial or residential use
 FOB: Chicago, IL
 Made in the USA

Image & Item No.	Product Specifications	Key Features	Dealer List Price Info					
			Fabric Grade	Qty 1-9	Qty 10-19	Qty 20-49	Qty 50+	
	Width:	15.5"	Deluxe interior diamond button tufting	3	213.89	186.32	182.20	178.05
	Depth:	19.5"	Option to customize any button color	4	222.15	194.59	190.44	183.44
	Height:	31.5"	2" box seat	5	230.79	202.13	197.79	190.52
	Weight:	18 lbs	<i>Option to substitute with 2" waterfall seat</i>	7	230.79	202.13	197.79	190.52
	Seat Height:	19"		10	230.79	202.13	197.79	190.52
	Seat Size:	15"x15"						
	Case Pack:	2 pcs/ctn						
4240	Carton Code	50 Stack	Carton Dimension: 18" x 26" x 41"H	Carton Weight: 43 lbs				
	Width:	15.5"	The 50's look retro diner chair	3	231.29	221.08	210.87	196.56
	Depth:	19.5"	Option of vertical or horizontal channels	4	252.08	240.92	229.77	214.15
	Height:	31.5"	1" pulled seat	5	262.19	250.58	238.95	222.68
	Weight:	17 lbs	<i>Option to substitute with 2" waterfall seat</i>	7	262.19	250.58	238.95	222.68
	Seat Height:	18"		10	262.19	250.58	238.95	222.68
	Seat Size:	15"x15"						
	Case Pack:	2 pcs/ctn						
4130	Carton Code	50 Stack	Carton Dimension: 18" x 26" x 41"H	Carton Weight: 40 lbs				
	Width:	15.5"	Popular dual tone finish diner chair	3	204.07	176.53	172.38	168.26
	Depth:	19.5"	3 vertical channeled back	4	208.22	180.63	176.53	168.29
	Height:	31.5"	1" pulled seat	5	216.46	188.92	184.77	180.65
	Weight:	17 lbs		7	216.46	188.92	184.77	180.65
	Seat Height:	18"		10	216.46	188.92	184.77	180.65
	Seat Size:	15"x15"						
	Case Pack:	2 pcs/ctn						
4191	Carton Code	50 Stack	Carton Dimension: 18" x 26" x 41"H	Carton Weight: 40 lbs				
	Width:	15.5"	Popular dual tone finish diner chair	3	222.63	195.09	190.94	186.82
	Depth:	19.5"	3 vertical channeled back	4	226.77	199.19	195.09	186.85
	Height:	31.5"	2" waterfall seat	5	235.02	207.48	203.33	199.21
	Weight:	18 lbs	<i>Option to substitute with 2" waterfall seat</i>	7	235.02	207.48	203.33	199.21
	Seat Height:	19"		10	235.02	207.48	203.33	199.21
	Seat Size:	15"x15"						
	Case Pack:	2 pcs/ctn						
4291WF	Carton Code	50 Stack	Carton Dimension: 18" x 26" x 41"H	Carton Weight: 42 lbs				
	Width:	15.5"	5 vertical channeled back in dual tone	3	204.07	176.53	172.38	168.26
	Depth:	19.5"	Select from single or dual tone finish	4	208.22	180.63	176.53	168.29
	Height:	31.5"	1" pulled seat	5	216.46	188.92	184.77	180.65
	Weight:	17 lbs		7	216.46	188.92	184.77	180.65
	Seat Height:	18"		10	216.46	188.92	184.77	180.65
	Seat Size:	15"x15"						
	Case Pack:	2 pcs/ctn						
4190	Carton Code	50 Stack	Carton Dimension: 18" x 26" x 41"H	Carton Weight: 40 lbs				

**Custom finish available in seat style, back design and vinyl fabric upholstery*






Richardson Seating Corp.

DINER CHAIRS | 4100-4200 SERIES

Standard Features

Top commercial quality, 50's retro diner chairs
 Comfy and softly foam padded backs and seats
 Fully assembled with 14 gauge all-welded chrome plated steel frame base
 Features a variety of plain, tufted, roll edged, and channeled back styles in hundreds of vinyl fabrics

Ideal for commercial or residential use
 FOB: Chicago, IL
 Made in the USA

Image & Item No.	Product Specifications	Key Features	Dealer List Price Info					
			Fabric Grade	Qty 1-9	Qty 10-19	Qty 20-49	Qty 50+	
	Width:	15.5"	5 vertical channeled back in dual tone	3	222.63	195.09	190.94	186.82
	Depth:	19.5"	Select from single or dual tone finish	4	226.77	199.19	195.09	186.85
	Height:	31.5"	2" waterfall seat	5	235.02	207.48	203.33	199.21
	Weight:	18 lbs	<i>Option to substitute with 2" box seat</i>	7	235.02	207.48	203.33	199.21
	Seat Height:	19"		10	235.02	207.48	203.33	199.21
	Seat Size:	15"x15"						
	Case Pack:	2 pcs/ctn						
4290WF	Carton Code	50 Stack	Carton Dimension: 18" x 26" x 41"H	Carton Weight: 42 lbs				
	Width:	16.5"	'Handle Back' diner chair with plain back	3	227.56	200.03	195.88	191.76
	Depth:	19.5"	Chrome plated 'Arc' handle	4	231.71	204.15	200.03	195.88
	Height:	33"	1" pulled seat	5	239.98	212.42	208.27	204.15
	Weight:	17 lbs		7	239.98	212.42	208.27	204.15
	Seat Height:	18"		10	239.98	212.42	208.27	204.15
	Seat Size:	15"x15"						
	Case Pack:	2 pcs/ctn						
4161	Carton Code	50 Stack	Carton Dimension: 18" x 26" x 41"H	Carton Weight: 42 lbs				
	Width:	16.5"	'Handle Back' diner chair with plain back	3	246.12	218.58	214.44	210.32
	Depth:	19.5"	Chrome plated 'Arc' handle	4	250.27	222.71	218.58	214.44
	Height:	33"	2" box seat	5	258.54	230.97	226.83	222.71
	Weight:	19 lbs	<i>Option to substitute with 2" waterfall seat</i>	7	258.54	230.97	226.83	222.71
	Seat Height:	19"		10	246.23	219.98	216.03	212.10
	Seat Size:	15"x15"						
	Case Pack:	2 pcs/ctn						
4261	Carton Code	50 Stack	Carton Dimension: 18" x 26" x 41"H	Carton Weight: 44 lbs				
	Width:	16.5"	'Handle Back' diner chair	3	249.24	221.68	217.56	213.44
	Depth:	19.5"	5 vertical channeled back in single tone	4	253.39	225.83	221.68	217.56
	Height:	33"	Chrome plated 'Arc' handle	5	261.63	234.07	229.95	225.83
	Weight:	17 lbs	1" pulled seat	7	261.63	234.07	229.95	225.83
	Seat Height:	18"		10	261.63	234.07	229.95	225.83
	Seat Size:	15"x15"						
	Case Pack:	2 pcs/ctn						
4160	Carton Code	50 Stack	Carton Dimension: 18" x 26" x 41"H	Carton Weight: 42 lbs				
	Width:	16.5"	'Handle Back' diner chair	3	267.80	240.24	236.12	232.00
	Depth:	19.5"	5 vertical channeled back in single tone	4	271.95	244.39	240.24	236.12
	Height:	33"	Chrome plated 'Arc' handle	5	280.19	252.63	248.51	244.39
	Weight:	19 lbs	2" box seat	7	280.19	252.63	248.51	244.39
	Seat Height:	19"	<i>Option to substitute with 2" waterfall seat</i>	10	280.19	252.63	248.51	244.39
	Seat Size:	15"x15"						
	Case Pack:	2 pcs/ctn						
4260	Carton Code	50 Stack	Carton Dimension: 18" x 26" x 41"H	Carton Weight: 44 lbs				

**Custom finish available in seat style, back design and vinyl fabric upholstery*




Richardson Seating Corp.

DINER CHAIRS | 4100-4200 SERIES

Standard Features

Top commercial quality, 50's retro diner chairs
 Comfy and softly foam padded backs and seats
 Fully assembled with 14 gauge all-welded chrome plated steel frame base
 Features a variety of plain, tufted, roll edged, and channeled back styles in hundreds of vinyl fabrics

Ideal for commercial or residential use
 FOB: Chicago, IL
 Made in the USA

Image & Item No.	Product Specifications	Key Features	Dealer List Price Info					
			Fabric Grade	Qty 1-9	Qty 10-19	Qty 20-49	Qty 50+	
	Width:	16.5"	'Handle Back' diner chair in dual tone	3	274.37	246.80	242.68	238.56
	Depth:	19.5"	Chrome plated 'Arc' handle	4	278.51	250.95	246.80	242.68
	Height:	33"	2" box seat	5	286.76	259.19	255.07	250.95
	Weight:	19 lbs	<i>Option to substitute with 2" waterfall seat</i>	7	286.76	259.19	255.07	250.95
	Seat Height:	19"	<i>Subtract \$18.56 for 1" pulled seat</i>	10	286.76	259.19	255.07	250.95
	Seat Size:	15"x15"						
	Case Pack:	2 pcs/ctn						
4260T	Carton Code	50 Stack	Carton Dimension: 18" x 26" x 41"H	Carton Weight: 44 lbs				
	Width:	15.5"	New retro diner chair model addition	3	287.49	259.93	255.81	251.69
	Depth:	19.5"	Hand crafted interior channeled back	4	291.64	264.08	259.93	255.81
	Height:	31.5"	2" box seat	5	299.88	272.32	268.20	264.08
	Weight:	18 lbs	<i>Option to substitute with 2" waterfall seat</i>	7	299.88	272.32	268.20	264.08
	Seat Height:	19"	<i>Subtract \$18.56 for 1" pulled seat</i>	10	299.88	272.32	268.20	264.08
	Seat Size:	15"x15"						
	Case Pack:	2 pcs/ctn						
4299	Carton Code	50 Stack	Carton Dimension: 18" x 26" x 41"H	Carton Weight: 42 lbs				
	Width:	15.5"	Popular and economical log diner chair	3				
	Depth:	19.5"	1" pulled seat	4				
	Height:	31.5"	<i>Add logos on seat top and/or back's front</i>	5				<i>* CALL US FOR QUOTE *</i>
	Weight:	17 lbs	<i>or rear side</i>	7				
	Seat Height:	18"		10				
	Seat Size:	15"x15"						
	Case Pack:	2 pcs/ctn						
4110 logo	Carton Code	50 Stack	Carton Dimension: 18" x 26" x 41"H	Carton Weight: 40 lbs				

**Custom finish available in seat style, back design and vinyl fabric upholstery*

Richardson Seating Corp.



Standard Features

Top commercial quality beechwood construction
 Select from solid wood seat or upholstered seat
 Extra side or half pipe rails for added support
 Ideal for commercial or residential use

Features over 100 different vinyl fabrics
 Available in 18" seat height
 Fully assembled
 FOB: Chicago, IL

Min. Order Qty: 6 PCS

Dealer List Price Info

Image & Item No.	Product Specifications		Key Features	Dealer List Price Info				
				Fabric Grade	Qty 6-9	Qty 10-19	Qty 20-49	Qty 50+
	Width:	18.25"	Popular school house wood back design Solid beechwood sculpted seat Available in Cherry wood finish	W	253.72	242.17	230.65	214.51
	Depth:	21.5"						
	Height:	35"						
	Weight:	21 lbs						
	Seat Height:	18"						
	Case Pack:	2 pcs/ctn						
7301C	Carton Code	Factory	Carton Dimension: 20" x 25" x 40"	Carton Weight: 46 lbs				
	Width:	18.25"	Popular school house wood back design Solid beechwood sculpted seat Available in Mahogany wood finish	W	253.72	242.17	230.65	214.51
	Depth:	21.5"						
	Height:	35"						
	Weight:	21 lbs						
	Seat Height:	18"						
	Case Pack:	2 pcs/ctn						
7301M	Carton Code	Factory	Carton Dimension: 20" x 25" x 40"	Carton Weight: 46 lbs				
	Width:	16.75"	Classic 4 ladder wood back Solid beechwood sculpted seat Available in Mahogany wood finish	W	253.72	242.17	230.65	214.51
	Depth:	20"						
	Height:	33.5"						
	Weight:	18 lbs						
	Seat Height:	18"						
	Case Pack:	2 pcs/ctn						
7302M	Carton Code	50 stack	Carton Dimension: 18" x 26" x 41"H	Carton Weight: 42 lbs				
	Width:	16.75"	Classic 4 ladder wood back Solid beechwood sculpted seat Available in Mahogany wood finish	W	253.72	242.17	230.65	214.51
	Depth:	20"						
	Height:	33.5"						
	Weight:	18 lbs						
	Seat Height:	18"						
	Case Pack:	2 pcs/ctn						
7302C	Carton Code	50 stack	Carton Dimension: 18" x 26" x 41"H	Carton Weight: 42 lbs				
	Width:	18"	Cut-out diamond shape wood back Choose from Mahogany, Natural, Black, Honey or Dark Walnut finish	3	315.32	301.46	287.60	280.67
	Depth:	17"		4	325.71	311.85	297.99	291.06
	Height:	33.5"	5	336.11	322.25	308.39	301.46	
	Weight:	15 lbs	7	346.50	332.64	318.78	311.85	
	Seat Height:	18"	10	356.61	343.04	328.89	324.84	
	Case Pack:	2 pcs/ctn	W	391.55	377.69	363.83	301.46	
419	Carton Code	Factory	Carton Dimension: 20" x 25" x 40"	Carton Weight: 36 lbs				

**Custom finish available in seat style, back design and vinyl fabric upholstery*



2545 W. Arthington Street
 Chicago, IL 60612
 PH: 800-522-1883
 FX: 312-829-8337

www.richardsonseating.com
sales@richardsonseating.com

ASI 82365
 SAGE 63274
 PPAI232090

Standard Features

Top commercial quality beechwood construction
 Select from solid wood seat or upholstered seat
 Extra side or half pipe rails for added support
 Ideal for commercial or residential use

Features over 100 different vinyl fabrics
 Available in 18" seat height
 Fully assembled
 FOB: Chicago, IL

Min. Order Qty: 6 PCS

Dealer List Price Info

Image & Item No.	Product Specifications	Key Features	Dealer List Price Info						
			Fabric Grade	Qty 6-9	Qty 10-19	Qty 20-49	Qty 50+		
	Width:	19"	Solid beechwood back w/ mini cut-out holes	3	388.08	374.22	360.36	353.43	
	Depth:	19"	Half pipe support bar for added strength	4	398.48	384.62	369.60	363.83	
	Height:	35"	Choose from Mahogany, Dark Walnut,	5	408.87	395.01	380.00	374.22	
	Weight:	21 lbs		7	419.27	405.41	390.39	384.62	
	Seat Height:	18"		10	429.66	415.80	400.79	395.01	
	Case Pack:	2 pcs/ctn							
	068UPH	Carton Code	Factory	Carton Dimension: 20" x 25" x 40"	Carton Weight: 48 lbs				
	Width:	18"	Popular window or lattice wood back	3	308.39	294.53	280.67	273.74	
	Depth:	19"	Choose from Mahogany, Cherry, Natural	4	318.78	304.92	291.06	284.13	
	Height:	35"	Walnut, Black, Honey, Dark Walnut	5	329.18	315.32	301.46	294.53	
	Weight:	15 lbs	Side rails for added support	7	339.57	325.71	311.85	304.92	
	Seat Height:	18"	Fully assembled	10	349.97	336.11	322.25	315.32	
	Case Pack:	2 pcs/ctn							
	411	Carton Code	Factory	Carton Dimension: 20" x 25" x 40"	Carton Weight: 36 lbs				
	Width:	18"	Popular window or lattice wood back	3	360.36	346.50	332.64	325.71	
	Depth:	19"	with interior upholstered back	4	374.22	360.36	346.50	339.57	
	Height:	35"	Choose from Mahogany, Cherry, Natural	5	388.08	374.22	360.36	353.43	
	Weight:	16 lbs	Walnut, Black, Honey, Dark Walnut	7	401.94	388.08	374.22	367.29	
	Seat Height:	18"		10	415.80	401.94	388.08	381.15	
	Case Pack:	2 pcs/ctn							
	411USB	Carton Code	Factory	Carton Dimension: 20" x 25" x 40"	Carton Weight: 38 lbs				
	Width:	18"	Popular window or lattice wood back	W	329.18	315.32	301.46	294.53	
	Depth:	19"	Solid beechwood sculpted seat						
	Height:	35"	Choose from Mahogany, Cherry, Natural						
	Weight:	15 lbs	Walnut, Black, Honey, Dark Walnut						
	Seat Height:	18"							
	Case Pack:	2 pcs/ctn							
	411W	Carton Code	Factory	Carton Dimension: 20" x 25" x 40"	Carton Weight: 36 lbs				
	Width:	17"	Popular jail house wood back design	3	308.39	294.53	280.67	273.74	
	Depth:	19"	Choose from Mahogany, Natural,	4	318.78	304.92	291.06	284.13	
	Height:	34"	Black, Honey or Dark Walnut finish	5	329.18	315.32	301.46	294.53	
	Weight:	17 lbs		7	339.57	325.71	311.85	304.92	
	Seat Height:	18"		10	349.97	336.11	322.25	315.32	
	Case Pack:	2 pcs/ctn			W	329.18	315.32	301.46	294.53
	423	Carton Code	Factory	Carton Dimension: 20" x 25" x 40"	Carton Weight: 40 lbs				

**Custom finish available in seat style, back design and vinyl fabric upholstery*

Richardson Seating Corp.

Standard Features

Top commercial quality beechwood construction
 Select from solid wood seat or upholstered seat
 Extra side or half pipe rails for added support
 Ideal for commercial or residential use

Features over 100 different vinyl fabrics
 Available in 18" seat height
 Fully assembled
 FOB: Chicago, IL

Min. Order Qty: 6 PCS

Dealer List Price Info

Image & Item No.	Product Specifications	Key Features	Dealer List Price Info					
			Fabric Grade	Qty 6-9	Qty 10-19	Qty 20-49	Qty 50+	
	Width:	18"	Classic 4 ladder wood back Choose from Mahogany, Cherry, Natural or Walnut wood finish	3	308.39	294.53	280.67	273.74
	Depth:	17"		4	318.78	304.92	291.06	284.13
	Height:	33.5"		5	329.18	315.32	301.46	294.53
	Weight:	15 lbs		7	339.57	325.71	311.85	304.92
	Seat Height:	18"		10	349.97	336.11	322.25	315.32
	Case Pack:	2 pcs/ctn						
412	Carton Code	Factory	Carton Dimension: 20" x 25" x 40"	Carton Weight: 36 lbs				
	Width:	18"	Classic 4 ladder wood back Solid beechwood sculpted seat Choose from Mahogany, Cherry, Natural or Walnut wood finish	W	329.18	315.32	280.67	273.74
	Depth:	17"						
	Height:	33.5"						
	Weight:	16 lbs						
	Seat Height:	18"						
	Case Pack:	2 pcs/ctn						
412W	Carton Code	Factory	Carton Dimension: 20" x 25" x 40"	Carton Weight: 38 lbs				
	Width:	19"	Schoolhouse & circle back wood design Choose from Mahogany, Dark Walnut Natural or Honey wood finish	3	308.39	294.53	280.67	273.74
	Depth:	19"		4	318.78	304.92	291.06	284.13
	Height:	35"		5	329.18	315.32	301.46	294.53
	Weight:	15 lbs		7	339.57	325.71	311.85	304.92
	Seat Height:	18"		10	349.97	336.11	322.25	315.32
	Case Pack:	2 pcs/ctn						
413H	Carton Code	Factory	Carton Dimension: 20" x 25" x 40"	Carton Weight: 36 lbs				
	Width:	18"	Classic mission style wood back Choose from Mahogany, Natural, Walnut Black, Honey or Dark Walnut finish	3	332.64	318.78	304.92	297.99
	Depth:	19"		4	343.04	329.18	315.32	308.39
	Height:	35"		5	353.43	339.57	325.71	318.78
	Weight:	18 lbs		7	363.83	349.97	336.11	329.18
	Seat Height:	18"		10	374.22	360.36	346.50	339.57
	Case Pack:	2 pcs/ctn						
417	Carton Code	Factory	Carton Dimension: 20" x 25" x 40"	Carton Weight: 42lbs				
	Width:	18"	Classic mission style wood back Solid beechwood sculpted seat Choose from Mahogany, Natural, Walnut Black, Honey or Dark Walnut finish	W	315.32	301.46	287.60	280.67
	Depth:	19"						
	Height:	35"						
	Weight:	18 lbs						
	Seat Height:	18"						
	Case Pack:	2 pcs/ctn						
417W	Carton Code	Factory	Carton Dimension: 20" x 25" x 40"	Carton Weight: 42lbs				

**Custom finish available in seat style, back design and vinyl fabric upholstery*

Richardson Seating Corp.

Standard Features

Top commercial quality beechwood construction
 Select from solid wood seat or upholstered seat
 Extra side or half pipe rails for added support
 Ideal for commercial or residential use

Features over 100 different vinyl fabrics
 Available in 18" seat height
 Fully assembled
 FOB: Chicago, IL

Min. Order Qty: 6 PCS

Dealer List Price Info

Image & Item No.	Product Specifications		Key Features	Dealer List Price Info					
				Fabric Grade	Qty 6-9	Qty 10-19	Qty 20-49	Qty 50+	
	Width:	17"	Upholstered seat and back with spaced nail head trims Choose from Mahogany, Cherry, Natural Walnut, Black, Honey, Dark Walnut	3	446.99	433.13	419.27	412.34	
	Depth:	19"		4	460.85	446.99	433.13	426.20	
	Height:	35"		5	474.71	460.85	446.99	440.06	
	Weight:	18 lbs		7	488.57	474.71	460.85	453.92	
	Seat Height:	18"		10	502.43	488.57	474.71	467.78	
	Case Pack:	2 pcs/ctn							
	420	Carton Code		Factory	Carton Dimension: 20" x 25" x 40"	Carton Weight: 42 lbs			
	Width:	18"	Interior button tufting on padded back Choose from Mahogany, Cherry, Natural Walnut, Black, Honey, Dark Walnut	3	446.99	433.13	419.27	412.34	
	Depth:	19"		4	460.85	446.99	433.13	426.20	
	Height:	35.5"		5	474.71	460.85	446.99	440.06	
	Weight:	18 lbs		7	488.57	474.71	460.85	453.92	
	Seat Height:	18"		10	502.43	488.57	474.71	467.78	
	Case Pack:	2 pcs/ctn							
	420TF	Carton Code		Factory	Carton Dimension: 20" x 25" x 40"	Carton Weight: 42 lbs			
	Width:	18"	Cut-out square upholstered vinyl backrest Choose from Mahogany, Cherry, Natural Walnut, Black, Honey, Dark Walnut	3	446.99	433.13	419.27	412.34	
	Depth:	19"		4	460.85	446.99	433.13	426.20	
	Height:	35"		5	474.71	460.85	446.99	440.06	
	Weight:	17 lbs		7	488.57	474.71	460.85	453.92	
	Seat Height:	18"		10	502.43	488.57	474.71	467.78	
	Case Pack:	2 pcs/ctn							
	426	Carton Code		Factory	Carton Dimension: 20" x 25" x 40"	Carton Weight: 40 lbs			
	Width:	18"	Solid beechwood back Choose from Mahogany, Dark Walnut, Natural, Black or Honey finish	3	289.67	276.51	263.34	244.92	
	Depth:	20"		4	301.11	287.42	273.74	254.56	
	Height:	34"		5	312.54	298.34	284.13	264.24	
	Weight:	14 lbs		7	323.98	309.25	294.53	273.91	
	Seat Height:	18"		10	339.86	324.41	308.96	287.34	
	Case Pack:	2 pcs/ctn							
	437	Carton Code		Factory	Carton Dimension: 20" x 25" x 40"	Carton Weight: 34 lbs			
	Width:	18"	Deeply upholstered back with nail trims Choose from Mahogany, Cherry, Natural Walnut, Black, Honey, Dark Walnut	3	446.99	433.13	419.27	412.34	
	Depth:	19"		4	460.85	446.99	433.13	426.20	
	Height:	35"		5	474.71	460.85	446.99	440.06	
	Weight:	17 lbs		7	488.57	474.71	460.85	453.92	
	Seat Height:	18"		10	502.43	488.57	474.71	467.78	
	Case Pack:	2 pcs/ctn							
	440	Carton Code		Factory	Carton Dimension: 20" x 25" x 40"	Carton Weight: 40 lbs			

**Custom finish available in seat style, back design and vinyl fabric upholstery*

Richardson Seating Corp.




Standard Features

Top commercial quality beechwood construction
 Select from solid wood seat or upholstered seat
 Extra side or half pipe rails for added support
 Ideal for commercial or residential use

Features over 100 different vinyl fabrics
 Available in 18" seat height
 Fully assembled
 FOB: Chicago, IL

Min. Order Qty: 6 PCS

Dealer List Price Info

Image & Item No.	Product Specifications	Key Features	Dealer List Price Info					
			Fabric Grade	Qty 6-9	Qty 10-19	Qty 20-49	Qty 50+	
	Width:	17.5"	Solid beechwood trapezoid shape back	3	339.57	325.71	311.85	304.92
	Depth:	19"	Comfy curved beechwood seat	4	349.97	336.11	322.25	315.32
	Height:	33.5"	Choose from Mahogany, Dark Walnut,	5	360.36	346.50	332.64	325.71
	Weight:	15 lbs	Natural, Black or Honey finish	7	370.76	356.90	343.04	336.11
	Seat Height:	18"		10	381.15	367.29	353.43	346.50
	Case Pack:	2 pcs/ctn		W	289.67	276.51	263.34	244.92
	438	Carton Code	Factory	Carton Dimension: 20" x 25" x 40"	Carton Weight: 36 lbs			
	Width:	18"	Slim curved wood back design	3	308.39	294.53	280.67	273.74
	Depth:	19"	Choose from Mahogany, Dark Walnut,	4	318.78	304.92	291.06	284.13
	Height:	30.5"	Natural, Black or Honey finish	5	329.18	315.32	301.46	294.53
	Weight:	15 lbs		7	339.57	325.71	311.85	304.92
	Seat Height:	18"		10	349.97	336.11	322.25	315.32
	Case Pack:	2 pcs/ctn		W	329.18	315.32	301.46	294.53
	439	Carton Code	Factory	Carton Dimension: 20" x 25" x 40"	Carton Weight: 36 lbs			
	Width:	18"	Handsome sunray wood frame back	3	308.39	294.53	280.67	273.74
	Depth:	19"	Choose from Mahogany, Dark Walnut,	4	318.78	304.92	291.06	284.13
	Height:	37"	Natural, Black or Honey finish	5	329.18	315.32	301.46	294.53
	Weight:	18 lbs		7	339.57	325.71	311.85	304.92
	Seat Height:	18"		10	349.97	336.11	322.25	315.32
	Case Pack:	2 pcs/ctn						
	424	Carton Code	Factory	Carton Dimension: 20" x 25" x 40"	Carton Weight: 42 lbs			

**Custom finish available in seat style, back design and vinyl fabric upholstery*

RESTAURANT CHAIRS | 1100 SERIES

Standard Features






Top commercial quality all-welded steel frame
 Standard **Sandtex Black** finish frame with wood seat or upholstered seat
 Other powder coating finishes available at additional cost
 Available in 18" seat height and fully assembled

Custom Order Options:

9 wood finishes | [Page 9](#)
 33 power coating frame finishes | [Page 8](#)
 100+ vinyl fabric choices
 FOB: Chicago, IL

Min. Order Qty: 6 PCS

Dealer List Price Info

Image & Item No.	Product Specifications	Key Features	Dealer List Price Info					
			Fabric Grade	Qty 6-9	Qty 10-19	Qty 20-49	Qty 50+	
 1131U	Width:	17"	Classic 2 ladder metal frame back Upholstered vinyl seat	3	183.75	173.25	162.75	157.50
	Depth:	20.5"		4	191.63	181.13	170.63	165.38
	Height:	32.75"		5	199.50	189.00	178.50	173.25
	Weight:	14 lbs		7	207.38	196.88	186.38	181.13
	Seat Height:	18"		10	215.25	204.75	194.25	189.00
	Seat Size:	17" x 16"						
	Case Pack:	2 pcs/ctn						
	Carton Code	50 Stack		Carton Dimension: 18" x 26" x 41"H				
 1131W	Width:	16"	Classic 2 ladder metal frame back Sculpted plywood seat	W	199.50	189.00	178.50	173.25
	Depth:	20.5"						
	Height:	32.75"						
	Weight:	14 lbs						
	Seat Height:	18"						
	Seat Size:	16" x 16.5"						
	Case Pack:	2 pcs/ctn						
	Carton Code	50 Stack		Carton Dimension: 18" x 26" x 41"H				
 1101U	Width:	17"	Stylish arch 3 ladder metal frame back Upholstered vinyl seat	3	183.75	173.25	162.75	157.50
	Depth:	20.5"		4	191.63	181.13	170.63	165.38
	Height:	33"		5	199.50	189.00	178.50	173.25
	Weight:	14 lbs		7	207.38	196.88	186.38	181.13
	Seat Height:	18"		10	215.25	204.75	194.25	189.00
	Seat Size:	17" x 16"						
	Case Pack:	2 pcs/ctn						
	Carton Code	50 Stack		Carton Dimension: 18" x 26" x 41"H				
 1101W	Width:	16"	Stylish arch 3 ladder metal frame back Sculpted plywood seat	W	199.50	189.00	178.50	173.25
	Depth:	20.5"						
	Height:	33"						
	Weight:	14 lbs						
	Seat Height:	18"						
	Seat Size:	16" x 16.5"						
	Case Pack:	2 pcs/ctn						
	Carton Code	50 Stack		Carton Dimension: 18" x 26" x 41"H				
 1104	Width:	16"	Traditional 3 ladder metal frame back Sculpted plywood seat Optional upholstered vinyl seat available	3	183.75	173.25	162.75	157.50
	Depth:	20.5"		4	191.63	181.13	170.63	165.38
	Height:	32.75"		5	199.50	189.00	178.50	173.25
	Weight:	14 lbs		7	207.38	196.88	186.38	181.13
	Seat Height:	18"		10	215.25	204.75	194.25	189.00
	Seat Size:	16" x 16.5"		W	199.50	189.00	178.50	173.25
	Case Pack:	2 pcs/ctn						
	Carton Code	50 Stack		Carton Dimension: 18" x 26" x 41"H				

**Custom finish available in seat style, back design and vinyl fabric upholstery*



2545 W. Arthington Street
 Chicago, IL 60612
 PH: 800-522-1883
 FX: 312-829-8337

www.richardsonseating.com
sales@richardsonseating.com

ASI 82365
 SAGE 63274
 PPAI232090

RESTAURANT CHAIRS | 1100 SERIES

Standard Features




Top commercial quality all-welded steel frame
 Standard **Sandtex Black** finish frame with wood seat or upholstered seat
 Other powder coating finishes available at additional cost
 Available in 18" seat height and fully assembled

Custom Order Options:

9 wood finishes | **Page 9**
 33 power coating frame finishes | **Page 8**
 100+ vinyl fabric choices
 FOB: Chicago, IL

Min. Order Qty: 6 PCS

Dealer List Price Info

Image & Item No.	Product Specifications		Key Features	Dealer List Price Info						
				Fabric Grade	Qty 6-9	Qty 10-19	Qty 20-49	Qty 50+		
	Width:	17"	Classic 4 ladder metal frame back design Upholstered vinyl seat Welded half pipe bar for added strength	3	175.88	165.38	154.88	149.63		
	Depth:	20.5"		4	183.75	173.25	162.75	157.50		
	Height:	32.75"		5	191.63	181.13	170.63	168.00		
	Weight:	18 lbs		7	199.50	189.00	178.50	175.88		
	Seat Height:	18"		10	207.38	196.88	186.38	183.75		
	Seat Size:	17" x 16"								
	Case Pack:	2 pcs/ctn								
	1107U	Carton Code		50 Stack	Carton Dimension: 18" x 26" x 41"H	Carton Weight: 40 lbs				
		Width:		16"	Classic 4 ladder metal frame back design Sculpted plywood seat Welded half pipe bar for added strength	W	191.63	181.13	170.63	165.38
		Depth:		20.5"						
Height:		32.75"								
Weight:		18 lbs								
Seat Height:		18"								
Seat Size:		16" x 16.5"								
Case Pack:		2 pcs/ctn								
1107W		Carton Code	50 Stack	Carton Dimension: 18" x 26" x 41"H		Carton Weight: 40 lbs				
		Width:	17"	Handsome jail house metal frame back Upholstered vinyl seat		3	183.75	173.25	162.75	157.50
		Depth:	20.5"			4	191.63	181.13	170.63	165.38
	Height:	32.75"	5		199.50	189.00	178.50	173.25		
	Weight:	14 lbs	7		207.38	196.88	186.38	181.13		
	Seat Height:	18"	10		215.25	204.75	194.25	189.00		
	Seat Size:	17" x 16"								
	Case Pack:	2 pcs/ctn								
	1160U	Carton Code	50 Stack		Carton Dimension: 18" x 26" x 41"H	Carton Weight: 34 lbs				
		Width:	16"		Handsome jail house metal frame back Sculpted plywood seat Welded half pipe bar for added strength	W	199.50	189.00	178.50	173.25
		Depth:	20.5"							
Height:		32.75"								
Weight:		14 lbs								
Seat Height:		18"								
Seat Size:		16" x 16.5"								
Case Pack:		2 pcs/ctn								
1160W		Carton Code	50 Stack	Carton Dimension: 18" x 26" x 41"H		Carton Weight: 34 lbs				
		Width:	17"	Trendy mesh metal frame back design Upholstered vinyl seat		3	191.63	181.13	170.63	165.38
		Depth:	20.5"			4	199.50	189.00	178.50	173.25
	Height:	32.75"	5		207.38	196.88	186.38	181.13		
	Weight:	15 lbs	7		215.25	204.75	194.25	189.00		
	Seat Height:	18"	10		223.13	212.63	202.13	196.88		
	Seat Size:	17" x 16"								
	Case Pack:	2 pcs/ctn								
	1165U	Carton Code	50 Stack		Carton Dimension: 18" x 26" x 41"H	Carton Weight: 36 lbs				

**Custom finish available in seat style, back design and vinyl fabric upholstery*

Richardson Seating Corp.

RESTAURANT CHAIRS | 1100 SERIES

Standard Features






Top commercial quality all-welded steel frame
 Standard **Sandtex Black** finish frame with wood seat or upholstered seat
 Other powder coating finishes available at additional cost
 Available in 18" seat height and fully assembled

Custom Order Options:

9 wood finishes | [Page 9](#)
 33 power coating frame finishes | [Page 8](#)
 100+ vinyl fabric choices
 FOB: Chicago, IL

Min. Order Qty: 6 PCS

Dealer List Price Info

Image & Item No.	Product Specifications	Key Features	Dealer List Price Info				
			Fabric Grade	Qty 6-9	Qty 10-19	Qty 20-49	Qty 50+
	Width: 16"	Trendy mesh metal frame back design Sculpted plywood seat	W	207.38	196.88	186.38	181.13
	Depth: 20.5"						
	Height: 32.75"						
	Weight: 15 lbs						
	Seat Height: 18"						
	Seat Size: 16" x 16.5"						
1165W	Case Pack: 2 pcs/ctn						
	Carton Code 50 Stack	Carton Dimension: 18" x 26" x 41"H	Carton Weight: 36 lbs				
	Width: 17"	Solid full arch metal frame back Upholstered vinyl seat	3	191.63	181.13	170.63	165.38
	Depth: 20.5"						
	Height: 33"						
	Weight: 15 lbs						
	Seat Height: 18"						
	Seat Size: 17" x 16"						
1182U	Case Pack: 2 pcs/ctn						
	Carton Code 50 Stack	Carton Dimension: 18" x 26" x 41"H	Carton Weight: 36 lbs				
	Width: 16"	Solid full arch metal frame back Sculpted plywood seat	W	207.38	196.88	186.38	181.13
	Depth: 20.5"						
	Height: 33"						
	Weight: 15 lbs						
	Seat Height: 18"						
	Seat Size: 16" x 16.5"						
1182W	Case Pack: 2 pcs/ctn						
	Carton Code 50 Stack	Carton Dimension: 18" x 26" x 41"H	Carton Weight: 36 lbs				
	Width: 17"	Popular window or lattice metal frame back Upholstered vinyl seat	3	191.63	181.13	170.63	165.38
	Depth: 20.5"						
	Height: 32.75"						
	Weight: 14 lbs						
	Seat Height: 18"						
	Seat Size: 17" x 16"						
1169U	Case Pack: 2 pcs/ctn						
	Carton Code 50 Stack	Carton Dimension: 18" x 26" x 41"H	Carton Weight: 34 lbs				
	Width: 16"	Popular window or lattice metal frame back Sculpted plywood seat	W	207.38	196.88	186.38	181.13
	Depth: 20.5"						
	Height: 32.75"						
	Weight: 14 lbs						
	Seat Height: 18"						
	Seat Size: 16" x 16.5"						
1169W	Case Pack: 2 pcs/ctn						
	Carton Code 50 Stack	Carton Dimension: 18" x 26" x 41"H	Carton Weight: 34 lbs				

**Custom finish available in seat style, back design and vinyl fabric upholstery*

Richardson Seating Corp.

RESTAURANT CHAIRS | 1100 SERIES

Standard Features






Top commercial quality all-welded steel frame
 Standard **Sandtex Black** finish frame with wood seat or upholstered seat
 Other powder coating finishes available at additional cost
 Available in 18" seat height and fully assembled

Custom Order Options:

9 wood finishes | [Page 9](#)
 33 power coating frame finishes | [Page 8](#)
 100+ vinyl fabric choices
 FOB: Chicago, IL

Min. Order Qty: 6 PCS

Dealer List Price Info

Image & Item No.	Product Specifications	Key Features	Dealer List Price Info						
			Fabric Grade	Qty 6-9	Qty 10-19	Qty 20-49	Qty 50+		
	Width:	17"	Stylish double cross metal frame back	3	199.50	189.00	178.50	173.25	
	Depth:	20.5"		4	207.38	196.88	186.38	181.13	
	Height:	32.75"	Upholstered vinyl seat	5	215.25	204.75	194.25	189.00	
	Weight:	14 lbs		7	223.13	212.63	202.13	196.88	
	Seat Height:	18"	10	231.00	220.50	210.00	204.75		
	Seat Size:	17" x 16"							
	Case Pack:	2 pcs/ctn							
	1171U	Carton Code	50 Stack	Carton Dimension: 18" x 26" x 41"H	Carton Weight: 34 lbs				
		Width:	16"	Stylish double cross metal frame back	W	215.25	204.75	194.25	189.00
		Depth:	20.5"		Sculpted plywood seat				
Height:		32.75"							
Weight:		14 lbs							
Seat Height:		18"							
Seat Size:		16" x 16.5"							
Case Pack:		2 pcs/ctn							
1171W		Carton Code	50 Stack	Carton Dimension: 18" x 26" x 41"H	Carton Weight: 34 lbs				
		Width:	17"	Classic mission style metal frame back	3	199.50	189.00	178.50	173.25
		Depth:	20.5"		Upholstered vinyl seat	4	207.38	196.88	186.38
	Height:	34"	5	215.25		204.75	194.25	189.00	
	Weight:	15 lbs	7	223.13	212.63	202.13	196.88		
	Seat Height:	18"	10	231.00	220.50	210.00	204.75		
	Seat Size:	17" x 16"							
	Case Pack:	2 pcs/ctn							
	1162U	Carton Code	50 Stack	Carton Dimension: 18" x 26" x 41"H	Carton Weight: 36 lbs				
		Width:	16"	Classic mission style metal frame back	W	215.25	204.75	194.25	189.00
		Depth:	20.5"		Sculpted plywood seat				
Height:		34"							
Weight:		15 lbs							
Seat Height:		18"							
Seat Size:		16" x 16.5"							
Case Pack:		2 pcs/ctn							
1162W		Carton Code	50 Stack	Carton Dimension: 18" x 26" x 41"H	Carton Weight: 36 lbs				
		Width:	17"	Traditional cut-out 3 slat wood back design	3	183.75	173.25	162.75	157.50
		Depth:	20.5"		Upholstered vinyl seat	4	191.63	181.13	170.63
	Height:	32.75"	5	199.50		189.00	178.50	173.25	
	Weight:	15 lbs	7	207.38	196.88	186.38	181.13		
	Seat Height:	18"	10	215.25	204.75	194.25	189.00		
	Seat Size:	17" x 16"							
	Case Pack:	2 pcs/ctn							
	1121U	Carton Code	50 Stack	Carton Dimension: 18" x 26" x 41"H	Carton Weight: 36 lbs				

**Custom finish available in seat style, back design and vinyl fabric upholstery*

Richardson Seating Corp.

RESTAURANT CHAIRS | 1100 SERIES

Standard Features






Top commercial quality all-welded steel frame
 Standard **Sandtex Black** finish frame with wood seat or upholstered seat
 Other powder coating finishes available at additional cost
 Available in 18" seat height and fully assembled

Custom Order Options:

9 wood finishes | [Page 9](#)
 33 power coating frame finishes | [Page 8](#)
 100+ vinyl fabric choices
 FOB: Chicago, IL

Min. Order Qty: 6 PCS

Dealer List Price Info

Image & Item No.	Product Specifications	Key Features	Dealer List Price Info												
			Fabric Grade	Qty 6-9	Qty 10-19	Qty 20-49	Qty 50+								
	Width:	16"	Traditional cut-out 3 slat wood back design Sculpted plywood seat	W	199.50	189.00	178.50	173.25							
	Depth:	20.5"													
	Height:	32.75"													
	Weight:	15 lbs													
	Seat Height:	18"													
	Seat Size:	16" x 16.5"													
	Case Pack:	2 pcs/ctn													
	1121W	Carton Code							50 Stack	Carton Dimension: 18" x 26" x 41"H	Carton Weight: 36 lbs				
		Width:							17"	Classic cut-out 5 slat wood back design Upholstered vinyl seat	3	183.75	173.25	162.75	157.50
		Depth:							20.5"						
Height:		32.75"													
Weight:		15 lbs													
Seat Height:		18"													
Seat Size:		17" x 16"													
Case Pack:		2 pcs/ctn													
1102U		Carton Code	50 Stack	Carton Dimension: 18" x 26" x 41"H	Carton Weight: 36 lbs										
		Width:	16"	Classic cut-out 5 slat wood back design Sculpted plywood seat	W	199.50	189.00	178.50	173.25						
		Depth:	20.5"												
	Height:	32.75"													
	Weight:	15 lbs													
	Seat Height:	18"													
	Seat Size:	16" x 16.5"													
	Case Pack:	2 pcs/ctn													
	1102W	Carton Code	50 Stack							Carton Dimension: 18" x 26" x 41"H	Carton Weight: 36 lbs				
		Width:	17"							Cut-out circle wood back design Upholstered vinyl seat	3	183.75	173.25	162.75	157.50
		Depth:	20.5"												
Height:		33"													
Weight:		15 lbs													
Seat Height:		18"													
Seat Size:		17" x 16"													
Case Pack:		2 pcs/ctn													
1111U		Carton Code	50 Stack	Carton Dimension: 18" x 26" x 41"H	Carton Weight: 36 lbs										
		Width:	16"	Cut-out circle wood back design Sculpted plywood seat	W	199.50	189.00	178.50	173.25						
		Depth:	20.5"												
	Height:	33"													
	Weight:	15 lbs													
	Seat Height:	18"													
	Seat Size:	16" x 16.5"													
	Case Pack:	2 pcs/ctn													
	1111W	Carton Code	50 Stack							Carton Dimension: 18" x 26" x 41"H	Carton Weight: 36 lbs				

**Custom finish available in seat style, back design and vinyl fabric upholstery*

Richardson Seating Corp.

RESTAURANT CHAIRS | 1100 SERIES

Standard Features






Top commercial quality all-welded steel frame
 Standard **Sandtex Black** finish frame with wood seat or upholstered seat
 Other powder coating finishes available at additional cost
 Available in 18" seat height and fully assembled

Custom Order Options:

9 wood finishes | **Page 9**
 33 power coating frame finishes | **Page 8**
 100+ vinyl fabric choices
 FOB: Chicago, IL

Min. Order Qty: 6 PCS

Dealer List Price Info

Image & Item No.	Product Specifications	Key Features	Dealer List Price Info						
			Fabric Grade	Qty 6-9	Qty 10-19	Qty 20-49	Qty 50+		
	Width:	17"	Elegant cut-out circle and 3 slat back design in arch wood back	3	183.75	173.25	162.75	157.50	
	Depth:	20.5"		4	191.63	181.13	170.63	165.38	
	Height:	33.25"	Upholstered vinyl seat	5	199.50	189.00	178.50	173.25	
	Weight:	15 lbs		7	207.38	196.88	186.38	181.13	
	Seat Height:	18"	10	215.25	204.75	194.25	189.00		
	Seat Size:	17" x 16"							
	Case Pack:	2 pcs/ctn							
	1124U	Carton Code	50 Stack	Carton Dimension: 18" x 26" x 41"H	Carton Weight: 36 lbs				
		Width:	16"	Elegant cut-out circle and 3 slat back design in arch wood back	W	199.50	189.00	178.50	173.25
		Depth:	20.5"		Sculpted plywood seat				
Height:		33.25"							
Weight:		15 lbs							
Seat Height:		18"							
Seat Size:		16" x 16.5"							
Case Pack:		2 pcs/ctn							
1124W		Carton Code	50 Stack	Carton Dimension: 18" x 26" x 41"H	Carton Weight: 36 lbs				
		Width:	17"	Cut-out weavy wood back design	3	183.75	173.25	162.75	157.50
		Depth:	20.5"		Upholstered vinyl seat	4	191.63	181.13	170.63
	Height:	33"	5	199.50		189.00	178.50	173.25	
	Weight:	15 lbs	7	207.38	196.88	186.38	181.13		
	Seat Height:	18"	10	215.25	204.75	194.25	189.00		
	Seat Size:	17" x 16"							
	Case Pack:	2 pcs/ctn							
	1117U	Carton Code	50 Stack	Carton Dimension: 18" x 26" x 41"H	Carton Weight: 36 lbs				
		Width:	16"	Cut-out weavy wood back design	W	199.50	189.00	178.50	173.25
		Depth:	20.5"		Sculpted plywood seat				
Height:		33"							
Weight:		15 lbs							
Seat Height:		18"							
Seat Size:		16" x 16.5"							
Case Pack:		2 pcs/ctn							
1117W		Carton Code	50 Stack	Carton Dimension: 18" x 26" x 41"H	Carton Weight: 36 lbs				
		Width:	16"	Stylish cut-out sunray wood back design	3	183.75	173.25	162.75	157.50
		Depth:	20.5"		Sculpted plywood seat	4	191.63	181.13	170.63
	Height:	33"	5	199.50		189.00	178.50	173.25	
	Weight:	15 lbs	7	207.38	196.88	186.38	181.13		
	Seat Height:	18"	10	215.25	204.75	194.25	189.00		
	Seat Size:	16" x 16.5"	W	199.50	189.00	178.50	173.25		
	Case Pack:	2 pcs/ctn							
	1110	Carton Code	50 Stack	Carton Dimension: 18" x 26" x 41"H	Carton Weight: 36 lbs				

**Custom finish available in seat style, back design and vinyl fabric upholstery*

Richardson Seating Corp.

RESTAURANT CHAIRS | 1100 SERIES

Standard Features






Top commercial quality all-welded steel frame
 Standard **Sandtex Black** finish frame with wood seat or upholstered seat
 Other powder coating finishes available at additional cost
 Available in 18" seat height and fully assembled

Custom Order Options:

9 wood finishes | [Page 9](#)
 33 power coating frame finishes | [Page 8](#)
 100+ vinyl fabric choices
 FOB: Chicago, IL

Min. Order Qty: 6 PCS

Dealer List Price Info

Image & Item No.	Product Specifications	Key Features	Dealer List Price Info				
			Fabric Grade	Qty 6-9	Qty 10-19	Qty 20-49	Qty 50+
	Width: 17"	Modern style full curved wood back design Hanging plywood seat for added comfort	W	212.63	202.13	191.63	186.38
	Depth: 17"						
11180	Carton Code	50 Stack	Carton Dimension: 18" x 26" x 41"H		Carton Weight: 26 lbs		
	Width: 17"	Modern style slim contoured kidney back Upholstered vinyl seat	3	217.88	207.38	196.88	191.63
	Depth: 20.5"		Height: 32.75"	4	225.75	215.25	204.75
	Weight: 14 lbs	Seat Height: 18"	5	233.63	223.13	212.63	207.38
	Seat Size: 17" x 16"		7	241.50	231.00	220.50	215.25
	Case Pack: 2 pcs/ctn	10	249.38	238.88	228.38	223.13	
1113U	Carton Code	50 Stack	Carton Dimension: 18" x 26" x 41"H		Carton Weight: 34 lbs		
	Width: 16"	Modern style slim contoured kidney back Sculpted plywood seat	W	233.63	223.13	212.63	207.38
	Depth: 20.5"						
1113W	Carton Code	50 Stack	Carton Dimension: 18" x 26" x 41"H		Carton Weight: 34 lbs		
	Width: 17"	Slim contoured rectangular bar design back Upholstered vinyl seat	3	217.88	207.38	196.88	191.63
	Depth: 20.5"		Height: 32.75"	4	225.75	215.25	204.75
	Weight: 14 lbs	Seat Height: 18"	5	233.63	223.13	212.63	207.38
	Seat Size: 17" x 16"		7	241.50	231.00	220.50	215.25
	Case Pack: 2 pcs/ctn	10	249.38	238.88	228.38	223.13	
1103U	Carton Code	50 Stack	Carton Dimension: 18" x 26" x 41"H		Carton Weight: 34 lbs		
	Width: 16"	Slim contoured rectangular bar design back Sculpted plywood seat	W	233.63	223.13	212.63	207.38
	Depth: 20.5"						
1103W	Carton Code	50 Stack	Carton Dimension: 18" x 26" x 41"H		Carton Weight: 34 lbs		

**Custom finish available in seat style, back design and vinyl fabric upholstery*

Richardson Seating Corp.

POWDER COATING FINISHES



Richardson Seating offers 33 different powder coating finishes for the 1100, 1200, and 1500 series models. Please contact Richardson Seating to inquire about pricing and order information

WOOD FINISHES



AB CHERRY




BLACK



WALNUT



LIGHT CHERRY



BLACK CHERRY



DARK WALNUT



CHERRY



NATURAL



MAHOGANY






Richardson Seating offers 9 different wood finishes for the 1100, 1200, and 1500 series models. Please contact Richardson Seating to inquire about pricing and order information

Standard Features

Top commercial quality club chair, equally ideal for commercial or residential use
 19 gauge fully welded 4-legged steel frame base with brass ferrule and glides
 Deeply foam padded back with French style seat
 Features a variety of plain, tufted, roll edged, and channeled back styles in hundreds of vinyl fabrics

Frame finish: black or brown
 FOB: Chicago, IL
 Made In the USA

Dealer List Price Info

Image & Item No.	Product Specifications	Key Features	Dealer List Price Info					
			Fabric Grade	Qty 1-9	Qty 10-19	Qty 20-49	Qty 50+	
	Width:	20"	Texas or 'cowboy' style bucket seat	3	572.46	548.23	524.00	490.09
	Depth:	21.5"	Exterior button tufting and nail trims	4	608.84	582.96	557.08	520.83
	Height:	34"	Choose chrome or brass nail trims	5	627.61	600.89	574.14	536.71
	Weight:	22 lbs	Fully Assembled	7	646.38	618.79	591.20	552.56
	Seat Height:	19"	<i>Add \$65.63 for brown finish</i>	10	676.70	647.75	618.77	578.21
	Seat Size:	19" x 17"						
	Case Pack:	1 pc/ctn						
3516	Carton Code: 1972	Carton Dimension: 21" x 22" x 36"	Carton Weight: 26 lbs					
	Width:	21"	Bucket seat with arc back	3	525.37	503.29	481.19	450.27
	Depth:	20.5"	Exterior vertical channels	4	561.75	538.02	514.26	481.03
	Height:	33"	Hand upholstered roll edges	5	579.94	555.37	530.80	496.41
	Weight:	20 lbs	Fully Assembled	7	598.13	572.75	547.34	511.77
	Seat Height:	19"	<i>Add \$65.63 for brown finish</i>	10	628.45	601.68	574.90	537.42
	Seat Size:	19" x 17"						
	Case Pack:	1 pc/ctn						
3555	Carton Code: 2510	Carton Dimension: 20" x 21" x 37"	Carton Weight: 24 lbs					
	Width:	19.5"	Most economical club chair model	3	399.76	383.38	367.00	344.06
	Depth:	20.5"	Standard plain bucket seat	4	425.75	408.19	390.63	366.03
	Height:	33"	Fully Assembled	5	438.74	420.60	402.44	377.03
	Weight:	20 lbs	<i>Add \$65.63 for brown finish</i>	7	451.74	432.99	414.25	388.00
	Seat Height:	19"		10	470.51	450.92	431.31	403.88
	Seat Size:	19" x 17"						
	Case Pack:	1 pc/ctn						
3510	Carton Code: 2510	Carton Dimension: 20" x 21" x 37"	Carton Weight: 24 lbs					
	Width:	19.5"	Bucket seat with 'cut-out' slot on the back	3	409.53	392.70	375.87	352.33
	Depth:	20.5"	Easy to reach and clean	4	435.51	417.51	399.50	374.30
	Height:	33"	Fully Assembled	5	448.51	429.90	411.31	385.27
	Weight:	20 lbs	<i>Add \$65.63 for brown finish</i>	7	461.50	442.31	423.12	396.27
	Seat Height:	19"		10	480.27	460.22	440.19	412.13
	Seat Size:	19" x 17"						
	Case Pack:	1 pc/ctn						
3502	Carton Code: 2510	Carton Dimension: 20" x 21" x 37"	Carton Weight: 24 lbs					
	Width:	19.5"	Bucket seat with interior button tufting	3	521.90	499.98	478.04	447.33
	Depth:	20.5"	Interior hand crafted roll edges	4	558.29	534.71	511.11	478.09
	Height:	33"	Fully Assembled	5	577.05	552.62	528.18	493.97
	Weight:	21 lbs	<i>Add \$65.63 for brown finish</i>	7	595.82	570.54	545.24	509.83
	Seat Height:	19"		10	626.14	599.47	572.80	535.47
	Seat Size:	19" x 17"						
	Case Pack:	1 pc/ctn						
3520	Carton Code: 2510	Carton Dimension: 20" x 21" x 37"	Carton Weight: 24 lbs					

**Custom finish available in seat style, back design and vinyl fabric upholstery*



2545 W. Arthington Street
 Chicago, IL 60612
 PH: 800-522-1883
 FX: 312-829-8337

www.richardsonseating.com
sales@richardsonseating.com

ASI 82365
 SAGE 63274
 PPAI232090






CLUB CHAIRS | 3500 SERIES

Standard Features

Top commercial quality club chair, equally ideal for commercial or residential use
 19 gauge fully welded 4-legged steel frame base with brass ferrule and glides
 Deeply foam padded back with French style seat
 Features a variety of plain, tufted, roll edged, and channeled back styles in hundreds of vinyl fabrics

Frame finish: black or brown
 FOB: Chicago, IL
 Made In the USA

Dealer List Price Info

Image & Item No.	Product Specifications	Key Features	Dealer List Price Info					
			Fabric Grade	Qty 1-9	Qty 10-19	Qty 20-49	Qty 50+	
	Width:	19.5"	Interior vertical channeled bucket seat	3	514.53	492.92	471.32	441.08
	Depth:	20.5"	Hand upholstered clean roll edges	4	550.91	527.65	504.39	471.84
	Height:	33"	Fully Assembled	5	569.44	545.34	521.25	487.52
	Weight:	20 lbs	<i>Add \$65.63 for brown finish</i>	7	587.63	562.70	537.78	502.90
	Seat Height:	19"		10	626.61	599.92	573.22	535.84
	Seat Size:	19" x 17"						
	Case Pack:	1 pc/ctn						
3522	Carton Code:	2510	Carton Dimension: 20" x 21" x 37"	Carton Weight: 24 lbs				
	Width:	19.5"	Bucket seat with interior button tufting	3	457.49	438.48	419.48	392.86
	Depth:	20.5"	Fully Assembled	4	486.94	466.59	446.25	417.77
	Height:	33"	<i>Add \$65.63 for brown finish</i>	5	501.66	480.66	459.64	430.21
	Weight:	20 lbs		7	516.39	494.71	473.03	442.68
	Seat Height:	19"		10	540.93	518.15	495.34	463.42
	Seat Size:	19" x 17"						
	Case Pack:	1 pc/ctn						
3524	Carton Code:	2510	Carton Dimension: 20" x 21" x 37"	Carton Weight: 24 lbs				
	Width:	19.5"	Bucket seat with exterior button tufting	3	464.63	445.28	425.96	398.90
	Depth:	20.5"	Fully Assembled	4	494.08	473.39	452.73	423.81
	Height:	33"	<i>Add \$65.63 for brown finish</i>	5	508.80	487.46	466.12	436.25
	Weight:	20 lbs		7	523.53	501.51	479.51	448.69
	Seat Height:	19"		10	550.96	527.70	504.45	471.90
	Seat Size:	19" x 17"						
	Case Pack:	1 pc/ctn						
3528	Carton Code:	2510	Carton Dimension: 20" x 21" x 37"	Carton Weight: 24 lbs				
	Width:	21"	Exterior diamond button tufted back	3	535.55	513.00	490.46	458.88
	Depth:	20.5"	with hand crafted roll edges	4	571.94	547.73	523.53	489.64
	Height:	33"	Fully Assembled	5	590.13	565.11	540.07	505.02
	Weight:	21 lbs	<i>Add \$65.63 for brown finish</i>	7	608.32	582.46	556.61	520.41
	Seat Height:	19"		10	638.64	611.42	584.17	546.03
	Seat Size:	19" x 17"						
	Case Pack:	1 pc/ctn						
3554	Carton Code:	2510	Carton Dimension: 20" x 21" x 37"	Carton Weight: 25 lbs				
	Width:	19.5"	Exterior vertical channeled back	3	432.94	415.07	397.16	372.12
	Depth:	20.5"	Fully Assembled	4	469.32	449.79	430.24	402.89
	Height:	33"	<i>Add \$65.63 for brown finish</i>	5	487.52	467.15	446.78	418.27
	Weight:	20 lbs		7	505.71	484.52	463.31	433.65
	Seat Height:	19"		10	536.03	513.45	490.88	459.27
	Seat Size:	19" x 17"						
	Case Pack:	1 pc/ctn						
3570	Carton Code:	2510	Carton Dimension: 20" x 21" x 37"	Carton Weight: 24 lbs				

**Custom finish available in seat style, back design and vinyl fabric upholstery*





Richardson Seating Corp.

CLUB CHAIRS | 3600 SERIES

Standard Features

16 gauge super-sturdy pedestal steel frame base
 Available in 4 different pedestal base finishes
 Deeply padded waterfall 360° swivel seat
 Features a variety of plain, tufted, roll edged, and channeled back styles in hundreds of vinyl fabrics

Smooth rolling twin wheel casters
 FOB: Chicago, IL
 Made In the USA

Image & Item No.	Product Specifications	Key Features	Dealer List Price Info					
			Fabric Grade	Qty 1-9	Qty 10-19	Qty 20-49	Qty 50+	
 3616	Width:	20"	Texas or 'cowboy' style bucket seat	3	637.56	610.97	584.38	547.16
	Depth:	21.5"	Exterior button tufting and nail trims	4	673.94	645.70	617.45	577.89
	Height:	32.5"	Select black or brown pedestal base	5	692.71	663.63	634.52	593.78
	Weight:	27 lbs	with chrome or brass trim	7	711.48	681.53	651.58	609.63
	Seat Height:	18"	<i>Add \$105.00 for solid chrome finish</i>	10	741.80	710.48	679.14	635.28
	Seat Size:	19" x 17"	<i>Add \$210.00 for solid brass finish</i>					
	Case Pack:	1						
3616	Carton Code: 1972	Carton Dimension: 21" x 22" x 31"	Carton Weight: 31 lbs					
 3655	Width:	21"	Bucket seat with arc back	3	590.47	566.03	541.56	507.33
	Depth:	21"	Exterior vertical channels & roll edges	4	626.85	600.76	574.64	538.10
	Height:	31.5"	Select black or brown pedestal base	5	645.04	618.11	591.18	553.48
	Weight:	24 lbs	with chrome or brass trim	7	663.23	635.49	607.71	568.84
	Seat Height:	18"	<i>Add \$105.00 for solid chrome finish</i>	10	693.55	664.41	635.28	594.48
	Seat Size:	19" x 17"	<i>Add \$210.00 for solid brass finish</i>					
	Case Pack:	1 pc/ctn						
3655	Carton Code: 1972	Carton Dimension: 21" x 22" x 31"	Carton Weight: 28 lbs					
 3610	Width:	19.5"	Economical and standard bucket seat	3	464.86	446.12	427.38	401.13
	Depth:	21"	with plain back	4	490.85	470.93	451.00	423.10
	Height:	31.5"	Select black or brown pedestal base	5	503.84	483.34	462.81	434.10
	Weight:	24 lbs	with chrome or brass trim	7	516.84	495.73	474.63	445.07
	Seat Height:	18"	<i>Add \$105.00 for solid chrome finish</i>	10	535.61	513.66	491.69	460.95
	Seat Size:	19" x 17"	<i>Add \$210.00 for solid brass finish</i>					
	Case Pack:	1 pc/ctn						
3610	Carton Code: 2510	Carton Dimension: 20" x 21" x 31"	Carton Weight: 27 lbs					
 3602	Width:	19.5"	Bucket seat with 'cut-out' slot on the back	3	474.63	455.44	436.25	409.40
	Depth:	21"	Easy to reach and clean	4	500.61	480.24	459.87	431.37
	Height:	31.5"	Select black or brown pedestal base	5	513.61	492.63	471.69	442.34
	Weight:	24 lbs	with chrome or brass trim	7	526.60	505.05	483.50	453.34
	Seat Height:	18"	<i>Add \$105.00 for solid chrome finish</i>	10	545.37	522.95	500.56	469.19
	Seat Size:	19" x 17"	<i>Add \$210.00 for solid brass finish</i>					
	Case Pack:	1 pc/ctn						
3602	Carton Code: 2510	Carton Dimension: 20" x 21" x 31"	Carton Weight: 27 lbs					
 3620	Width:	19.5"	Bucket seat with interior button tufting	3	587.00	562.72	538.41	504.39
	Depth:	21"	Interior hand crafted roll edges	4	623.39	597.45	571.49	535.16
	Height:	31.5"	Select black or brown pedestal base	5	642.15	615.35	588.55	551.04
	Weight:	24 lbs	with chrome or brass trim	7	660.92	633.28	605.61	566.74
	Seat Height:	18"	<i>Add \$105.00 for solid chrome finish</i>	10	691.24	662.21	633.18	592.54
	Seat Size:	19" x 17"	<i>Add \$210.00 for solid brass finish</i>					
	Case Pack:	1 pc/ctn						
3620	Carton Code: 2510	Carton Dimension: 20" x 21" x 31"	Carton Weight: 27 lbs					

**Custom finish available in seat style, back design and vinyl fabric upholstery*



2545 W. Arthington Street
 Chicago, IL 60612
 PH: 800-522-1883
 FX: 312-829-8337

www.richardsonseating.com
sales@richardsonseating.com





ASI 82365
 SAGE 63274
 PPAI232090

CLUB CHAIRS | 3600 SERIES

Standard Features

16 gauge super-sturdy pedestal steel frame base
 Available in 4 different pedestal base finishes
 Deeply padded waterfall 360° swivel seat
 Features a variety of plain, tufted, roll edged, and channeled back styles in hundreds of vinyl fabrics

Smooth rolling twin wheel casters
 FOB: Chicago, IL
 Made In the USA

Image & Item No.	Product Specifications	Key Features	Dealer List Price Info					
			Fabric Grade	Qty 1-9	Qty 10-19	Qty 20-49	Qty 50+	
	Width:	19.5"	Interior vertical channeled bucket seat	3	579.63	555.66	531.69	498.15
	Depth:	21"	Hand upholstered clean roll edges	4	616.01	590.39	564.77	528.91
	Height:	31.5"	Select black or brown pedestal base	5	634.54	608.08	581.62	544.58
	Weight:	24 lbs	with chrome or brass trim	7	652.73	625.43	598.16	559.97
	Seat Height:	18"	<i>Add \$105.00 for solid chrome finish</i>	10	691.71	662.66	633.60	592.91
	Seat Size:	19" x 17"	<i>Add \$210.00 for solid brass finish</i>					
	Case Pack:	1 pc/ctn						
3622	Carton Code:	2510	Carton Dimension: 20" x 21" x 31"	Carton Weight: 27 lbs				
	Width:	19.5"	Interior diamond button tufting	3	522.59	501.22	479.85	449.93
	Depth:	21"	Deeply padded waterfall 360° swivel seat	4	552.04	529.33	506.63	474.84
	Height:	31.5"	Select black or brown pedestal base	5	566.76	543.40	520.01	487.28
	Weight:	24 lbs	with chrome or brass trim	7	581.49	557.45	533.40	499.75
	Seat Height:	18"	<i>Add \$105.00 for solid chrome finish</i>	10	606.03	580.89	555.71	520.49
	Seat Size:	19" x 17"	<i>Add \$210.00 for solid brass finish</i>					
	Case Pack:	1 pc/ctn						
3624	Carton Code:	2510	Carton Dimension: 20" x 21" x 31"	Carton Weight: 27 lbs				
	Width:	19.5"	Exterior diamond button tufting	3	529.73	508.02	486.33	455.96
	Depth:	21"	Select black or brown pedestal base	4	559.18	536.13	513.11	480.87
	Height:	31.5"	with chrome or brass trim	5	573.90	550.20	526.50	493.32
	Weight:	24 lbs	<i>Add \$105.00 for solid chrome finish</i>	7	588.63	564.24	539.88	505.76
	Seat Height:	18"	<i>Add \$210.00 for solid brass finish</i>	10	616.06	590.44	564.82	528.96
	Seat Size:	19" x 17"						
	Case Pack:	1 pc/ctn						
3628	Carton Code:	2510	Carton Dimension: 20" x 21" x 31"	Carton Weight: 27 lbs				
	Width:	21"	Exterior diamond button tufting	3	600.65	575.74	550.83	515.94
	Depth:	21"	with hand crafted roll edges	4	637.04	610.47	583.91	546.71
	Height:	31.5"	Select black or brown pedestal base	5	655.23	627.85	600.44	562.09
	Weight:	25 lbs	with chrome or brass trim	7	673.42	645.20	616.98	577.47
	Seat Height:	18"	<i>Add \$105.00 for solid chrome finish</i>	10	703.74	674.15	644.54	603.09
	Seat Size:	19" x 17"	<i>Add \$210.00 for solid brass finish</i>					
	Case Pack:	1 pc/ctn						
3654	Carton Code:	1972	Carton Dimension: 21" x 22" x 31"	Carton Weight: 29 lbs				
	Width:	19.5"	Exterior vertical channeled back	3	498.04	477.80	457.54	429.19
	Depth:	21"	Select black or brown pedestal base	4	534.42	512.53	490.61	459.95
	Height:	31.5"	with chrome or brass trim	5	552.62	529.88	507.15	475.34
	Weight:	24 lbs	<i>Add \$105.00 for solid chrome finish</i>	7	570.81	547.26	523.69	490.72
	Seat Height:	18"	<i>Add \$210.00 for solid brass finish</i>	10	601.13	576.19	551.25	516.34
	Seat Size:	19" x 17"						
	Case Pack:	1 pc/ctn						
3670	Carton Code:	2510	Carton Dimension: 20" x 21" x 31"	Carton Weight: 27 lbs				

**Custom finish available in seat style, back design and vinyl fabric upholstery*

Richardson Seating Corp.






CLUB CHAIRS | 5000 SERIES

Standard Features

16 gauge super-sturdy pedestal steel frame base
 Available in 4 different pedestal base finishes
 Deeply padded French-seam 360° swivel seat with extended armrests
 Features a variety of plain, tufted, roll edged, and channeled back styles in hundreds of vinyl fabrics

Smooth rolling twin wheel casters
 FOB: Chicago, IL
 Made In the USA

Dealer List Price Info

Image & Item No.	Product Specifications	Key Features	Dealer List Price Info					
			Fabric Grade	Qty 1-9	Qty 10-19	Qty 20-49	Qty 50+	
 5067	Width:	25.5"	Exterior diamond button tufting	3	725.31	694.73	664.15	621.34
	Depth:	24.5"	Select black or brown pedestal base	4	773.82	741.04	708.25	662.34
	Height:	33.75"	with chrome or brass trim	5	808.47	774.11	739.75	691.64
	Weight:	37 lbs	<i>Add \$105.00 for solid chrome finish</i>	7	872.52	835.25	797.97	745.79
	Seat Height:	19"	<i>Add \$210.00 for solid brass finish</i>	10	904.29	865.57	826.85	772.64
	Seat Size:	23" x 19"						
	Case Pack:	1 pc/ctn						
5067	Carton Code: 6866	Carton Dimension: 25" x 25" x 33"	Carton Weight: 43 lbs					
 5068	Width:	25.5"	Exterior button tufting with 'cut-out' slot	3	747.55	715.97	684.36	640.13
	Depth:	24.5"	Select black or brown pedestal base	4	793.30	759.62	725.94	678.80
	Height:	33.75"	with chrome or brass trim	5	829.89	794.56	759.23	709.75
	Weight:	37 lbs	<i>Add \$105.00 for solid chrome finish</i>	7	893.94	855.70	817.45	763.90
	Seat Height:	19"	<i>Add \$210.00 for solid brass finish</i>	10	925.21	885.54	845.88	790.34
	Seat Size:	23" x 19"						
	Case Pack:	1 pc/ctn						
5068	Carton Code: 6866	Carton Dimension: 25" x 25" x 33"	Carton Weight: 43 lbs					
 5070	Width:	25.5"	Interior diamond button tufting	3	753.66	721.80	689.93	645.30
	Depth:	24.5"	Select black or brown pedestal base	4	802.17	768.10	734.03	686.33
	Height:	33.75"	with chrome or brass trim	5	835.98	800.39	764.77	714.92
	Weight:	37 lbs	<i>Add \$105.00 for solid chrome finish</i>	7	900.03	861.53	822.99	769.05
	Seat Height:	19"	<i>Add \$210.00 for solid brass finish</i>	10	931.32	891.37	851.42	795.51
	Seat Size:	23" x 19"						
	Case Pack:	1 pc/ctn						
5070	Carton Code: 6866	Carton Dimension: 25" x 25" x 33"	Carton Weight: 43 lbs					
 5060	Width:	25.5"	Most economical 5000 club chair model	3	663.21	635.46	607.69	568.84
	Depth:	24.5"	Select black or brown pedestal base	4	703.05	673.50	643.91	602.52
	Height:	33.75"	with chrome or brass trim	5	722.98	692.50	662.03	619.37
	Weight:	37 lbs	<i>Add \$105.00 for solid chrome finish</i>	7	747.23	715.65	684.08	639.87
	Seat Height:	19"	<i>Add \$210.00 for solid brass finish</i>	10	777.21	744.27	711.32	665.20
	Seat Size:	23" x 19"						
	Case Pack:	1 pc/ctn						
5060	Carton Code: 6866	Carton Dimension: 25" x 25" x 33"	Carton Weight: 43 lbs					
 5028	Width:	26.5"	Exterior button tufting & roll edges	3	781.75	748.60	715.44	669.03
	Depth:	23.5"	Select black or brown pedestal base	4	830.26	794.90	759.54	710.06
	Height:	31.5"	with chrome or brass trim	5	864.07	827.16	790.28	738.65
	Weight:	36 lbs	<i>Add \$105.00 for solid chrome finish</i>	7	928.10	888.30	848.51	792.78
	Seat Height:	19"	<i>Add \$210.00 for solid brass finish</i>	10	959.39	918.15	876.93	819.24
	Seat Size:	23" x 19"						
	Case Pack:	1 pc/ctn						
5028	Carton Code: 6866	Carton Dimension: 25" x 25" x 31"	Carton Weight: 42 lbs					

**Custom finish available in seat style, back design and vinyl fabric upholstery*



2545 W. Arthington Street
 Chicago, IL 60612
 PH: 800-522-1883
 FX: 312-829-8337

www.richardsonseating.com
sales@richardsonseating.com

ASI 82365
 SAGE 63274
 PPAI232090


CLUB CHAIRS | 5000 SERIES

Standard Features

16 gauge super-sturdy pedestal steel frame base
 Available in 4 different pedestal base finishes
 Deeply padded French-seam 360° swivel seat with extended armrests
 Features a variety of plain, tufted, roll edged, and channeled back styles in hundreds of vinyl fabrics

Smooth rolling twin wheel casters
 FOB: Chicago, IL
 Made In the USA

Dealer List Price Info

Image & Item No.	Product Specifications	Key Features	Dealer List Price Info				
			Fabric Grade	Qty 1-9	Qty 10-19	Qty 20-49	Qty 50+
	Width: 26.5"	Exterior vertical channels & roll edges	3	733.85	702.87	671.90	628.53
	Depth: 23.5"	Select black or brown pedestal base	4	782.36	749.18	716.00	669.56
	Height: 31.5"	with chrome or brass trim	5	816.17	781.44	746.73	698.15
	Weight: 36 lbs	<i>Add \$105.00 for solid chrome finish</i>	7	880.22	842.57	804.96	752.27
	Seat Height: 19"	<i>Add \$210.00 for solid brass finish</i>	10	911.48	872.42	833.39	778.73
	Seat Size: 23" x 19"						
	Case Pack: 1 pc/ctn						
5065	Carton Code: 6866	Carton Dimension: 25" x 25" x 31"	Carton Weight: 42 lbs				

**Custom finish available in seat style, back design and vinyl fabric upholstery*

Richardson Seating Corp.






CLUB CHAIRS | 5500 SERIES

Standard Features

16 gauge super-sturdy pedestal steel frame base
 Available in 4 different pedestal base finishes
 Deeply padded 360° swivel box seat with extended armrests
 Features a variety of plain, tufted, roll edged, and channeled back styles in hundreds of vinyl fabrics

Smooth rolling twin wheel casters
 FOB: Chicago, IL
 Made In the USA

Dealer List Price Info

Image & Item No.	Product Specifications	Key Features	Dealer List Price Info					
			Fabric Grade	Qty 1-9	Qty 10-19	Qty 20-49	Qty 50+	
 5530	Width:	22.5"	Most affordable 5500 club chair model	3	582.96	558.86	534.74	500.98
	Depth:	22"	Select black or brown pedestal base	4	626.27	600.21	574.11	537.60
	Height:	33.5"	with chrome or brass trim	5	634.94	608.48	581.99	544.92
	Weight:	34 lbs	<i>Add \$105.00 for solid chrome finish</i>	7	652.26	625.01	597.74	559.57
	Seat Height:	19"	<i>Add \$210.00 for solid brass finish</i>	10	681.14	652.58	623.99	583.98
	Seat Size:	21" x 18"						
	Case Pack:	1 pc/ctn						
	Carton Code:	6866	Carton Dimension: 25" x 25" x 32"					Carton Weight: 40 lbs
 5512	Width:	22.5"	Easy to clean 'cut-out' slot on the back	3	654.83	627.45	600.08	561.75
	Depth:	22"	Select black or brown pedestal base	4	689.48	660.53	631.58	591.05
	Height:	33.5"	with chrome or brass trim	5	706.81	677.07	647.33	605.69
	Weight:	34 lbs	<i>Add \$105.00 for solid chrome finish</i>	7	724.13	693.60	663.08	620.34
	Seat Height:	19"	<i>Add \$210.00 for solid brass finish</i>	10	753.01	721.17	689.33	644.75
	Seat Size:	21" x 18"						
	Case Pack:	1 pc/ctn						
	Carton Code:	6866	Carton Dimension: 25" x 25" x 32"					Carton Weight: 40 lbs
 5540	Width:	22.5"	Interior hand sewn button tufting	3	661.82	634.12	606.43	567.66
	Depth:	22"	Select black or brown pedestal base	4	696.47	667.20	637.93	596.95
	Height:	33.5"	with chrome or brass trim	5	713.79	683.73	653.68	611.60
	Weight:	34 lbs	<i>Add \$105.00 for solid chrome finish</i>	7	731.12	700.27	669.43	626.25
	Seat Height:	19"	<i>Add \$210.00 for solid brass finish</i>	10	759.99	727.83	695.68	650.66
	Seat Size:	21" x 18"						
	Case Pack:	1 pc/ctn						
	Carton Code:	6866	Carton Dimension: 25" x 25" x 32"					Carton Weight: 40 lbs
 5570	Width:	22.5"	Interior hand sewn vertical channellings	3	666.33	638.43	610.52	571.46
	Depth:	22"	Select black or brown pedestal base	4	700.98	671.50	642.02	600.76
	Height:	33.5"	with chrome or brass trim	5	718.31	688.04	657.77	615.41
	Weight:	34 lbs	<i>Add \$105.00 for solid chrome finish</i>	7	735.63	704.58	673.52	630.05
	Seat Height:	19"	<i>Add \$210.00 for solid brass finish</i>	10	764.51	732.14	699.77	654.47
	Seat Size:	21" x 18"						
	Case Pack:	1 pc/ctn						
	Carton Code:	6866	Carton Dimension: 25" x 25" x 32"					Carton Weight: 40 lbs
 5586	Width:	22.5"	Exterior hand sewn vertical channels	3	666.38	638.48	610.58	571.52
	Depth:	22"	Select black or brown pedestal base	4	701.03	671.55	642.08	600.81
	Height:	33.5"	with chrome or brass trim	5	718.36	688.09	657.83	615.46
	Weight:	34 lbs	<i>Add \$105.00 for solid chrome finish</i>	7	735.68	704.63	673.58	630.11
	Seat Height:	19"	<i>Add \$210.00 for solid brass finish</i>	10	764.56	732.19	699.83	654.52
	Seat Size:	21" x 18"						
	Case Pack:	1 pc/ctn						
	Carton Code:	6866	Carton Dimension: 25" x 25" x 32"					Carton Weight: 40 lbs

**Custom finish available in seat style, back design and vinyl fabric upholstery*



2545 W. Arthington Street
 Chicago, IL 60612
 PH: 800-522-1883
 FX: 312-829-8337

www.richardsonseating.com
sales@richardsonseating.com

ASI 82365
 SAGE 63274
 PPAI232090






CLUB CHAIRS | 5500 SERIES

Standard Features

16 gauge super-sturdy pedestal steel frame base
 Available in 4 different pedestal base finishes
 Deeply padded 360° swivel box seat with extended armrests
 Features a variety of plain, tufted, roll edged, and channeled back styles in hundreds of vinyl fabrics

Smooth rolling twin wheel casters
 FOB: Chicago, IL
 Made In the USA

Dealer List Price Info

Image & Item No.	Product Specifications	Key Features	Dealer List Price Info					
			Fabric Grade	Qty 1-9	Qty 10-19	Qty 20-49	Qty 50+	
	Width:	22.5"	Exterior hand sewn button tufting	3	665.62	637.77	609.89	570.89
	Depth:	22"	Select black or brown pedestal base	4	700.27	670.85	641.39	600.18
	Height:	33.5"	with chrome or brass trim	5	717.60	687.38	657.14	614.83
	Weight:	34 lbs	<i>Add \$105.00 for solid chrome finish</i>	7	734.92	703.92	672.89	629.48
	Seat Height:	19"	<i>Add \$210.00 for solid brass finish</i>	10	763.80	731.48	699.14	653.89
	Seat Size:	21" x 18"						
	Case Pack:	1 pc/ctn						
5528	Carton Code:	6866	Carton Dimension: 25" x 25" x 32"	Carton Weight: 40 lbs				
	Width:	22.5"	Easy to clean 'cut-out' slot on the back	3	677.85	649.43	621.00	581.20
	Depth:	22"	Select black or brown pedestal base	4	712.50	682.50	652.50	610.50
	Height:	33.5"	with chrome or brass trim	5	729.83	699.04	668.25	625.14
	Weight:	34 lbs	<i>Add \$105.00 for solid chrome finish</i>	7	747.15	715.58	684.00	639.79
	Seat Height:	19"	<i>Add \$210.00 for solid brass finish</i>	10	776.03	743.14	710.25	664.20
	Seat Size:	21" x 18"						
	Case Pack:	1 pc/ctn						
5534	Carton Code:	6866	Carton Dimension: 25" x 25" x 32"	Carton Weight: 40 lbs				
	Width:	22.5"	Affordable 5500 model with curvy back	3	640.71	613.99	587.24	549.81
	Depth:	22"	Select black or brown pedestal base	4	675.36	647.06	618.74	579.10
	Height:	34"	with chrome or brass trim	5	692.69	663.60	634.49	593.75
	Weight:	34 lbs	<i>Add \$105.00 for solid chrome finish</i>	7	710.01	680.14	650.24	608.40
	Seat Height:	19"	<i>Add \$210.00 for solid brass finish</i>	10	738.89	707.70	676.49	632.81
	Seat Size:	21" x 18"						
	Case Pack:	1 pc/ctn						
5510	Carton Code:	6866	Carton Dimension: 25" x 25" x 32"	Carton Weight: 40 lbs				
	Width:	22.5"	Curvy back with 'cut-out' slot	3	661.19	633.52	605.85	567.11
	Depth:	22"	Easy to reach and clean	4	701.61	672.11	642.60	601.28
	Height:	34"	Select black or brown pedestal base	5	718.94	688.64	658.35	615.93
	Weight:	34 lbs	with chrome or brass trim	7	736.26	705.18	674.10	630.58
	Seat Height:	19"	<i>Add \$105.00 for solid chrome finish</i>	10	765.14	732.74	700.35	654.99
	Seat Size:	21" x 18"	<i>Add \$210.00 for solid brass finish</i>					
	Case Pack:	1 pc/ctn						
5504	Carton Code:	6866	Carton Dimension: 25" x 25" x 32"	Carton Weight: 40 lbs				
	Width:	22.5"	Curvy back with interior button tufting	3	668.14	640.16	213.21	573.01
	Depth:	22"	Select black or brown pedestal base	4	702.79	673.23	643.68	602.31
	Height:	34"	with chrome or brass trim	5	720.12	689.77	659.43	616.95
	Weight:	34 lbs	<i>Add \$105.00 for solid chrome finish</i>	7	737.44	706.31	675.18	631.60
	Seat Height:	19"	<i>Add \$210.00 for solid brass finish</i>	10	766.32	733.87	701.43	656.01
	Seat Size:	21" x 18"						
	Case Pack:	1 pc/ctn						
5522	Carton Code:	6866	Carton Dimension: 25" x 25" x 32"	Carton Weight: 40 lbs				

**Custom finish available in seat style, back design and vinyl fabric upholstery*



Richardson Seating Corp.

CLUB CHAIRS | 5500 SERIES

Standard Features

16 gauge super-sturdy pedestal steel frame base
 Available in 4 different pedestal base finishes
 Deeply padded 360° swivel box seat with extended armrests
 Features a variety of plain, tufted, roll edged, and channeled back styles in hundreds of vinyl fabrics

Smooth rolling twin wheel casters
 FOB: Chicago, IL
 Made In the USA

Image & Item No.	Product Specifications	Key Features	Dealer List Price Info					
			Fabric Grade	Qty 1-9	Qty 10-19	Qty 20-49	Qty 50+	
	Width:	22.5"	Curvy back with exterior button tufting	3	675.70	647.38	619.05	579.39
	Depth:	22"	Select black or brown pedestal base	4	709.49	679.64	649.77	607.95
	Height:	34"	with chrome or brass trim	5	727.68	696.99	666.30	623.33
	Weight:	34 lbs	<i>Add \$100.00 for solid chrome finish</i>	7	745.00	713.53	682.05	637.98
	Seat Height:	19"	<i>Add \$200.00 for solid brass finish</i>	10	773.88	741.09	708.30	662.39
	Seat Size:	21" x 18"						
	Case Pack:	1 pc/ctn						
5511	Carton Code: 6866	Carton Dimension: 25" x 25" x 32"	Carton Weight: 40 lbs					
	Width:	22.5"	Curvy back with 'cut-out' slot	3	688.09	659.22	630.32	589.86
	Depth:	22"	Hand crafted exterior vertical channels	4	722.74	692.29	661.82	619.16
	Height:	34"	Select black or brown pedestal base	5	740.07	708.83	677.57	633.81
	Weight:	34 lbs	with chrome or brass trim	7	757.39	725.37	693.32	648.45
	Seat Height:	19"	<i>Add \$100.00 for solid chrome finish</i>	10	786.27	752.93	719.57	672.87
	Seat Size:	21" x 18"	<i>Add \$200.00 for solid brass finish</i>					
	Case Pack:	1 pc/ctn						
5589	Carton Code: 6866	Carton Dimension: 25" x 25" x 32"	Carton Weight: 40 lbs					

**Custom finish available in seat style, back design and vinyl fabric upholstery*

Richardson Seating Corp.

PARTS & COMPONENTS

Image & Part No.	Description	Image & Part No.	Description
	Plastic Rocker Glide For 630 Stack Chair Series Min Order Qty: 12 pcs Price: \$1.58 ea		No-Mar Cushioned Glide For 500-900 Stack Chair Series Min Order Qty: 12 pcs Price: \$2.89 ea
630GL		635GL	
	No-Mar Cushioned Glide Chrome For 1400 / 2200 Series Min Order Qty: 12 pcs Price: \$2.89 ea		No-Mar Cushioned Glide Brass For 1400 / 2200 Series Min Order Qty: 12 pcs Price: \$2.89 ea
1400-GLC		1400-GLB	
	1" Plastic Leg Cap Grey For 1600 / 1900 Series Min Order Qty: 12 pcs Price: \$1.58 ea		1" Plastic Leg Cap Black For 1600 / 1900 Series Min Order Qty: 12 pcs Price: \$1.58 ea
1900-CPG		1900-CPB	
	Brass Swivel Glide For 2500 / 3500 Series Min Order Qty: 12 pcs Price: \$6.96 ea		Clear Plastic Glide For 2800 Series Min Order Qty: 12 pcs Price: \$2.89 ea
2500-GL		2800-GL	
	No-Mar Cushioned Glide For 4100 / 4200 Series Min Order Qty: 12 pcs Price: \$2.89 ea		Nail-In Glide For 6500 / 6800 / 7000 Series Min Order Qty: 12 pcs Price: \$3.41 ea
4000-GL		6800-GL	
	Brass Ferrule For 2500 / 3500 Series Min Order Qty: 12 pcs Price: \$6.96 ea		Twin Wheel Hooded Caster Black For 3600 / 5000 / 5500 Series Min Order Qty: 1 pc Price: \$16.41 ea
2500-FL		5500-CSB	

PARTS & COMPONENTS

Image & Part No.	Description	Image & Part No.	Description
------------------	-------------	------------------	-------------



1900-SW
 360° Swivel
 For 1600 / 1900 Series
 Min Order Qty: 1 pc
 Price: \$22.31



1400-SW
 360° Swivel with 3° Pitch
 For 1400 / 2200 Series
 Min Order Qty: 1 pc
 Price: \$26.78



2500-SW
 Auto Return Swivel
 Rotate 90° to Left and Right
 For 2500 / 6500 / 6800 /
 7000 Series
 Min Order Qty: 1 pc
 Price: \$65.63



3600-SW
 Club Chair Swivel
 Swivels 360°
 For 3600 / 5000 / 5500 Series
 Min Order Qty: 1 pc
 Price: \$65.63



6050 Swivel
 Swivels 360°
 For 6050 Counter Stool Base
 Min Order Qty: 1 pc
 Price: \$31.50



6070-SW
 Auto Return
 Rotate 90° to Left and Right
 For 6070 Counter Stool Base
 Min Order Qty: 1 pc
 Price: \$103.69
 6070 Swivel with Bushing | Price: \$131.25

Image & Part No.	Description	Image & Part No.	Description
------------------	-------------	------------------	-------------



15" SEAT COVERS

GRADE	QTY 1-9	QTY 10-19	QTY 20-49	QTY 50+
3	\$24.00	\$20.98	\$19.20	\$17.15
4	\$31.50	\$28.48	\$26.70	\$24.65
5	\$39.00	\$35.98	\$34.20	\$31.70
7	\$46.50	\$43.48	\$40.95	\$39.20
10	\$61.50	\$58.48	\$55.95	\$54.20

For 14" covers, add extra \$7.50
For 16" covers, add extra \$12.50

Non-Logo Seat Covers



10" Beveled Brushed Brass Footrest Rail
For Wood Bar Stools
Min Order Qty: 1 pc
Price: \$21.00



10" Beveled Brushed Chrome Footrest Rail
For Wood Bar Stools
Min Order Qty: 1 pc
Price: \$21.00



12" Brass Footrest Rail
For 1100 Wood Bar Stool Series
Min Order Qty: 1 pc
Price: \$28.50



Replacement Bell Baseplate
Chrome / Black Finish
For 6050 / 6070 Counter Stool Series
Min Order Qty: 1 pc
Price: \$52.38

PARTS & COMPONENTS

Image & Part No.	Description	Image & Part No.	Description
------------------	-------------	------------------	-------------



Stool Wrench

Stool Wrench
**For 6050 / 6070
 Counter Stool Series**
 Min Order Qty: 1 pc
Price: \$45.94



Type A Floor Attachment

Type A Floor Attachment
**For 6050 / 6070
 Counter Stool Series**
 Min Order Qty: 1 pc
Price: \$39.38



Type B Floor Attachment

Type B Floor Attachment
**For 6050 / 6070
 Counter Stool Series**
 Min Order Qty: 1 pc
Price: \$31.50



Type C Floor Attachment

Type C Floor Attachment
**For 6050 / 6070
 Counter Stool Series**
 Min Order Qty: 1 pc
Price: \$26.25



6050 Base

6050 Base with Swivel
**For 6050
 Counter Stool Series**
 Min Order Qty: 1 pc
Price: \$184.54



6070 Base

6070 Base with Swivel
**For 6070
 Counter Stool Series**
 Min Order Qty: 1 pc
Price: \$229.88



6050 Base with Footrest

6050 Base with Swivel
 With Footrest
**For 6050
 Counter Stool Series**
 Min Order Qty: 1 pc
Price: \$294.79



6070 Base with Footrest

6070 Base with Swivel
 With Footrest
**For 6070
 Counter Stool Series**
 Min Order Qty: 1 pc
Price: \$340.13

PARTS & COMPONENTS

Image & Part No.	Description	Image & Part No.	Description
------------------	-------------	------------------	-------------



20" Cantilever Table Base
For 24" to 36" Table
 Min Order Qty: 1 pc
Price: \$120.75

8550-20



33" Cantilever Table Base
For 36" to 44" Table
 Min Order Qty: 1 pc
Price: \$131.25

8550-33



42" Cantilever Table Base
For 46" to 54" Table
 Min Order Qty: 1 pc
Price: \$149.63

8550-42



48" Cantilever Table Base
For 54" to 60" Table
 Min Order Qty: 1 pc
Price: \$170.63

8550-48



Set of 4 Hairpin Table Legs
 Min Order Qty: 1 set
Price: \$153.56









797



Set of 4 Dining Table Legs
 Min Order Qty: 1 set
Price: \$171.94

798

PARTS & COMPONENTS

Image & Part No.	Description	Image & Part No.	Description
	<p>Cross Table Base For 24" Round, 24" x 24", 24" x 30" Table Tops Min Order Qty: 1 pc <u>Height</u> <u>Price</u> 28.5"H \$81.65 40.5"H \$100.93</p>		<p>Cross Table Base For 24" x 42" Table Tops Min Order Qty: 1 pc <u>Height</u> <u>Price</u> 28.5"H \$94.12 40.5"H \$113.40</p>
	<p>Cross Table Base For 30" Round, 30" x 30", 30" x 42", 30" x 48" Table Tops Min Order Qty: 1 pc <u>Height</u> <u>Price</u> 28.5"H \$94.12 40.5"H \$113.40</p>		<p>Cross Table Base For 36" Round, 36" x 36" Table Tops Min Order Qty: 1 pc <u>Height</u> <u>Price</u> 28.5"H \$120.20 40.5"H \$139.48</p>
	<p>Round Table Base For 24" & 30" Round, 24" x 24", 24" x 30" Table Tops Min Order Qty: 1 pc <u>Height</u> <u>Price</u> 28.5"H \$106.60 40.5"H \$125.87</p>		<p>Round Table Base For 30" Round, 24" x 42" 30" x 30", 30" x 42" Table Tops Min Order Qty: 1 pc <u>Height</u> <u>Price</u> 28.5"H \$122.47 40.5"H \$141.75</p>
	<p>Round Table Base For 36" Round, 36" x 36" 30" x 48" Table Tops Min Order Qty: 1 pc <u>Height</u> <u>Price</u> 28.5"H \$185.98 40.5"H \$205.25</p>		<p>Decorative Table Base For 24", 30", 36" Round 24" x 24", 24" x 30", 24" x 30" 24" x 42", 30" x 30", 30" x 42" 36" x 36" Table Tops Min Order Qty: 1 pc <u>Height</u> <u>Price</u> 28.5"H \$229.95 40.5"H \$261.45</p>

PARTS & COMPONENTS

Image & Part No. Description Image & Part No. Description



R7022

Decorative Round Table Base
For 30" Round, 24" x 42"
30" x 30", 30" x 42" Table Tops
 Min Order Qty: 1 pc
Height Price
 28.5"H **\$148.05**
 40.5"H **\$166.95**



R2065

T-Base
 Min. 2 Bases Req Per Table
 Min Order Qty: 1 pc
Height Price
 28.5"H **\$75.98**
 40.5"H **\$95.26**



6070TB-CRM

Floor Mounted Table Base
 Chrome Finish
 1 Base For Standard Table Top
 2+ Bases For Larger Table Top
 Min Order Qty: 1 pc
Height Price
 28.5"H **\$257.43**
 40.5"H **\$283.68**



6070TB-BLK

Floor Mounted Table Base
 Black Finish
 1 Base For Standard Table Top
 2+ Bases For Larger Table Top
 Min Order Qty: 1 pc
Height Price
 28.5"H **\$257.43**
 40.5"H **\$283.68**



Indoor Table Tops

<u>Table Size</u>	<u>Weight (lbs)</u>	<u>Features</u>	<u>Price</u>
24" Round	16	1 1/8" Thick Laminate Black/Mahogany Finish Black T-Mold Edge	\$100.93
24" x 24" Square	21		\$100.93
30" Round	20		\$125.87
30" x 30" Square	24		\$125.87
36" Round	38		\$163.30
36" x 36" Square	47		\$163.30
24" x 30"	27		\$122.47
24" x 42"	36		\$150.82
30" x 42"	45		\$173.50
30" x 48"	48		\$201.85



Indoor / Outdoor Stainless Table Tops

<u>Table Top Size</u>	<u>Part No.</u>	<u>Weight (lbs)</u>	<u>Price</u>
24" Round	REG24RND	12	\$135.45
24" x 24" Square	REG2424	14	\$135.45
32" Round	REG32RND	21	\$176.40
32" x 32" Square	REG3232	23	\$176.40



REG840

Indoor / Outdoor
 Table Base
**For 24" & 32" Round,
 24" x 24", 32" x 32"**
 Stainless Top Tops
 Min Order Qty: 1 pc
Height Price
 28.5"H **\$170.10**
 40.5"H **\$192.15**

PARTS & COMPONENTS

Image & Part No.	Description	Image & Part No.	Description																														
 1950-FR	Single Ring Frame With Swivel & Glides Min Order Qty: 1 pc Price: \$52.50 <i>Add \$7.35 for 24"</i>	 1952-FR	Double Ring Frame With Swivel & Glides Min Order Qty: 1 pc Price: \$65.63																														
 1400-CRM-FR	Cross Leg Frame With Swivel & Glides Chrome Finish Min Order Qty: 1 pc Price: \$118.13	 1400-BLK-FR	Cross Leg Frame With Swivel & Glides Black Finish Min Order Qty: 1 pc Price: \$91.88																														
 1600-FR	Tulip Frame With Swivel & Glides Chrome Finish Min Order Qty: 1 pc Price: \$105.00 <i>Add \$14.44 for 24"</i>	 1700-FR	Arc Frame With Swivel & Glides Chrome Finish Min Order Qty: 1 pc Price: \$196.88																														
 4000-FR	Diner Chair Frame with Glides Chrome Finish Min Order Qty: 1 pc Price: \$86.63	<table border="1"> <thead> <tr> <th style="text-align: left;"><u>Description</u></th> <th style="text-align: right;"><u>Unit Price</u></th> </tr> </thead> <tbody> <tr> <td>2200 Series Frame/Base Only</td> <td></td> </tr> <tr> <td>Black</td> <td style="text-align: right;">\$160.99</td> </tr> <tr> <td>Chrome</td> <td style="text-align: right;">\$176.87</td> </tr> <tr> <td>Brass Ring Upcharge</td> <td style="text-align: right;">\$19.69</td> </tr> <tr> <td>2500 Frame/Base Only With Swivel</td> <td style="text-align: right;">\$196.88</td> </tr> <tr> <td>2800 Frame/Base Only With Swivel</td> <td style="text-align: right;">\$270.24</td> </tr> <tr> <td>3500 Frame Black</td> <td style="text-align: right;">\$154.88</td> </tr> <tr> <td>3600 Frame</td> <td></td> </tr> <tr> <td>Black</td> <td style="text-align: right;">\$210.00</td> </tr> <tr> <td>Chrome Frame</td> <td style="text-align: right;">\$275.63</td> </tr> <tr> <td>5000-5500 Series Frame/Base Only</td> <td></td> </tr> <tr> <td>Black/Mocha Brown</td> <td style="text-align: right;">\$210.00</td> </tr> <tr> <td>Chrome Frame</td> <td style="text-align: right;">\$262.50</td> </tr> <tr> <td>Brass Frame</td> <td style="text-align: right;">Call for quote</td> </tr> </tbody> </table>		<u>Description</u>	<u>Unit Price</u>	2200 Series Frame/Base Only		Black	\$160.99	Chrome	\$176.87	Brass Ring Upcharge	\$19.69	2500 Frame/Base Only With Swivel	\$196.88	2800 Frame/Base Only With Swivel	\$270.24	3500 Frame Black	\$154.88	3600 Frame		Black	\$210.00	Chrome Frame	\$275.63	5000-5500 Series Frame/Base Only		Black/Mocha Brown	\$210.00	Chrome Frame	\$262.50	Brass Frame	Call for quote
<u>Description</u>	<u>Unit Price</u>																																
2200 Series Frame/Base Only																																	
Black	\$160.99																																
Chrome	\$176.87																																
Brass Ring Upcharge	\$19.69																																
2500 Frame/Base Only With Swivel	\$196.88																																
2800 Frame/Base Only With Swivel	\$270.24																																
3500 Frame Black	\$154.88																																
3600 Frame																																	
Black	\$210.00																																
Chrome Frame	\$275.63																																
5000-5500 Series Frame/Base Only																																	
Black/Mocha Brown	\$210.00																																
Chrome Frame	\$262.50																																
Brass Frame	Call for quote																																



GRADE 3 | Floridian
Min Order Qty: 1 Yard
Price: \$49.75




GRADE 3 | Rogue II
Min Order Qty: 1 Yard
Price: \$49.75



GRADE 4 | Spirit Millennium
Min Order Qty: 1 Yard
Price: \$52.37




GRADE 5 | Expressions
Min Order Qty: 1 Yard
Price: \$55.00



GRADE 7 | Grand Sierra
Min Order Qty: 1 Yard
Price: \$60.25



GRADE 7 | English Pub
Min Order Qty: 1 Yard
Price: \$60.25




GRADE 7 | Seaquest
Min Order Qty: 1 Yard
Price: \$60.25




GRADE 7 | Colorguard
Min Order Qty: 1 Yard
Price: \$60.25



GRADE 10 | Symphony Glaze
Min Order Qty: 1 Yard
Price: \$68.12



GRADE 10 | Cracked Ice
Min Order Qty: 1 Yard
Price: \$68.12



GRADE 10 | Zodiac
Min Order Qty: 1 Yard
Price: \$68.12



GRADE 10 | Symphony Classic
Min Order Qty: 1 Yard
Price: \$68.12

Visit <http://www.richardsonseating.com/upholstery-vinyl.aspx> to view the entire upholstery vinyl selection

Richardson Seating Corp.

Limited one year manufacturer's warranty

Richardson Seating ("Manufacturer" or "Richardson") warrants to Customer, for a period of one (1) year from the date Product is manufactured, or the date Product leaves Manufacturer's control, whichever is later, that such Product shall, under normal wear and tear, use and operation, be free of substantial defects in materials and workmanship. Manufacturer's obligation pursuant to this Warranty is limited to, at Manufacturer's option, replacing or repairing, at its facility or on-site, at Manufacturer's discretion, any Product or part thereof that is found by Manufacturer not to conform to this Limited Warranty. Manufacturer shall have a reasonable period of time to make such replacements or repairs and all labor associated therewith shall be performed subject to reasonable working conditions. This Warranty is effective only if Customer gives prompt written notice to Manufacturer of any alleged defects in the materials or workmanship of the Product, which notice shall specifically describe the complained-of problem and shall state the date of sale and the location of the purchase of such complained-of Product. If Manufacturer elects to conduct repair or replacement at its facility, then Customer shall prepay transportation charges. Written approval from Richardson must be received prior to on-site repair or returning any merchandise and as a condition to such repair or replacement. Richardson shall not assume labor charges for unauthorized field repair. If returned Products are repaired or replaced pursuant to the terms of this Limited Warranty, then Manufacturer will prepay transportation charges back to Customer; otherwise, Customer shall pay transportation charges in both directions. Under no circumstance will Manufacturer pay for freight charges outside of the forty-eight (48) contiguous United States.

Exclusions: The foregoing Warranty expressly excludes and shall not apply to any Richardson Product that has been: Installed, used, maintained, modified, repaired or operated in a manner inconsistent with that intended or contemplated by Manufacturer; or, damaged because of accident, fire, wind, water or other catastrophic or other sudden unforeseen occurrence, or due to neglect or misuse. In addition, the foregoing Warranty shall not apply to any component(s) of the Product that is damaged during shipment, distribution, or during unauthorized adjustment, repair or service. Unless specifically indicated for outdoor use, Richardson Seating's line of Products is intended solely for indoor use and outdoor or non-intended use voids this Manufacturer's Limited Warranty. Richardson Seating's Limited Warranty does not cover damage caused by exposure to salt, direct sunlight, ultra violet rays, nor to excessive: heat; cold; moisture, or any other type of unforeseen exposure to the elements.

THE FOREGOING WARRANTIES ARE IN LIEU OF ALL WARRANTIES, EITHER EXPRESS OR IMPLIED, INCLUDING WITHOUT LIMITATION, ANY IMPLIED WARRANTY OF MERCHANTABILITY, FITNESS FOR A PARTICULAR PURPOSE, NONINFRINGEMENT, AND OF ANY OTHER SIMILAR OBLIGATION ON THE PART OF MANUFACTURER. MANUFACTURER SHALL IN NO EVENT HAVE OBLIGATIONS OR LIABILITIES TO CUSTOMER OR ANY OTHER PERSON FOR LOSS OF PROFITS, LOSS OF USE OR INCIDENTAL, SPECIAL OR CONSEQUENTIAL DAMAGES, WHETHER BASED ON CONTRACT, TORT (INCLUDING NEGLIGENCE), STRICT OR PRODUCT LIABILITY, OR ANY OTHER THEORY OR FORM OF ACTION. Without limiting the generality of the preceding sentence, Manufacturer shall not be liable for personal injury or property damage. In no event shall the liability of Manufacturer arising in connection with the Products exceed the actual amount paid by Customer to Manufacturer for the Product(s). The Parties agree that if any provision of this Agreement or application thereof is held to be invalid, the invalidity shall not affect other provisions or applications of this Agreement, and that the Court shall endeavor to fully uphold its intent and meaning. Interpretation, jurisdiction, and enforcement of these terms and conditions shall be governed by the laws of the State of Illinois, with venue to lie in Cook County.

Revised 6/12/2014